



INVESTMENT PORTFOLIO SUMMARY

For the Quarter Ended

March 31, 2018

Prepared by

Valley View Consulting, L.L.C.

The investment portfolio of the City of Tyler is in compliance with the Public Funds Investment Act and the Investment Policy.

A handwritten signature in black ink, appearing to read "Kevin Trimm".

Chief Financial Officer

A handwritten signature in black ink, appearing to read "Justin".

Accounting Manager

A handwritten signature in black ink, appearing to read "Sambulam".

Treasury Manager

Disclaimer: These reports were compiled using information provided by the City. No procedures were performed to test the accuracy or completeness of this information. The market values included in these reports were obtained by Valley View Consulting, L.L.C. from sources believed to be accurate and represent proprietary valuation. Due to market fluctuations these levels are not necessarily reflective of current liquidation values. Yield calculations are not determined using standard performance formulas, are not representative of total return yields and do not account for investment advisor fees.

Summary

Quarter End Results by Investment Category:

City Funds

Asset Type	Ave. Yield	March 31, 2018		December 31, 2017	
		Book Value	Market Value	Book Value	Market Value
Pools/Bank	1.25%	\$ 19,278,692	\$ 19,278,692	\$ 16,907,672	\$ 16,907,672
Securities/CDs	1.60%	60,587,100	60,587,100	48,543,957	48,543,957
Totals		\$ 79,865,792	\$ 79,865,792	\$ 65,451,628	\$ 65,451,628

Current Quarter Average Yield (1)

Total Portfolio 1.51%

Fiscal Year-to-Date Average Yield (2)

Total Portfolio 1.37%

Quarterly Interest Income \$ 218,669
 Year-to-date Interest Income \$ 381,900

Quarterly Bank Fees Offset \$ 14,478
 Year-to-date Bank Fees Offset \$ 27,192

Revenue Bond

Asset Type	Ave. Yield	March 31, 2018		December 31, 2017	
		Book Value	Market Value	Book Value	Market Value
Pools/Bank	1.50%	\$ 733,557	\$ 733,557	\$ 2,691,118	\$ 2,691,118
Securities/CDs	0.00%	-	-	-	-
Totals		\$ 733,557	\$ 733,557	\$ 2,691,118	\$ 2,691,118

Current Quarter Average Yield (1)

Total Portfolio 1.50%

Fiscal Year-to-Date Average Yield (2)

Total Portfolio 1.38%

Quarterly Interest Income \$ 12,653
 Year-to-date Interest Income \$ 33,028

Total Portfolio

Current Quarter Average Yield (1)

Total Portfolio 1.51%

Fiscal Year-to-Date Average Yield (2)

Total Portfolio 1.37%

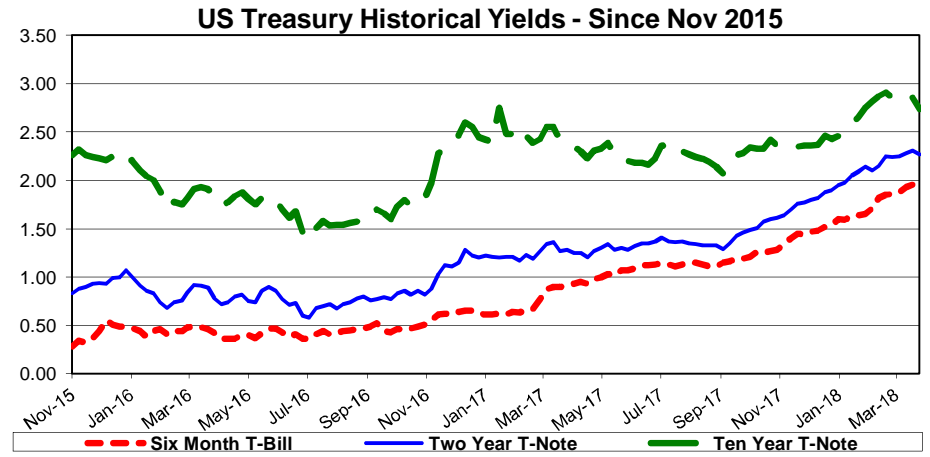
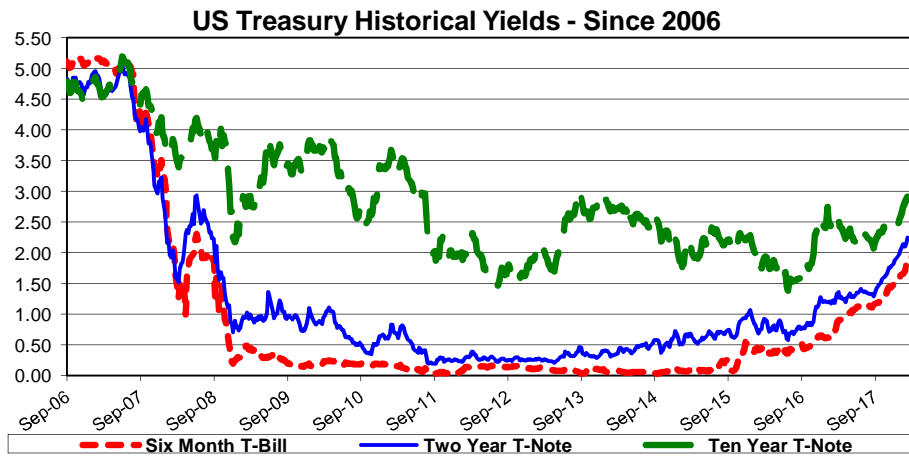
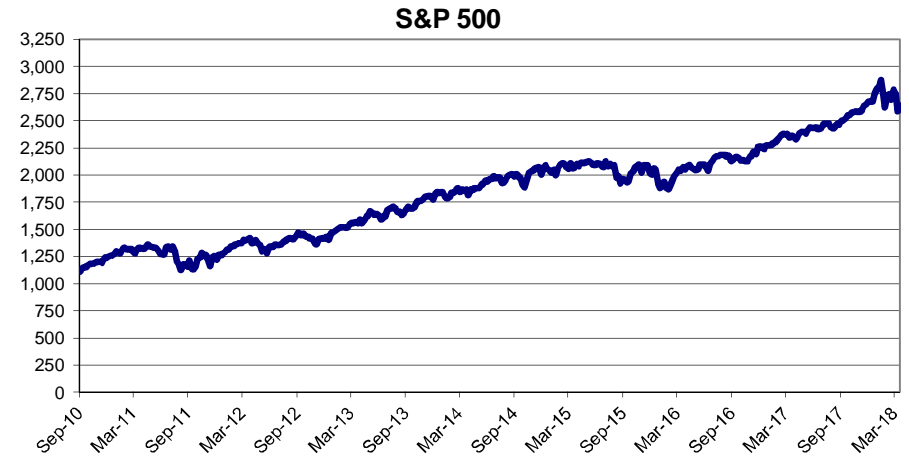
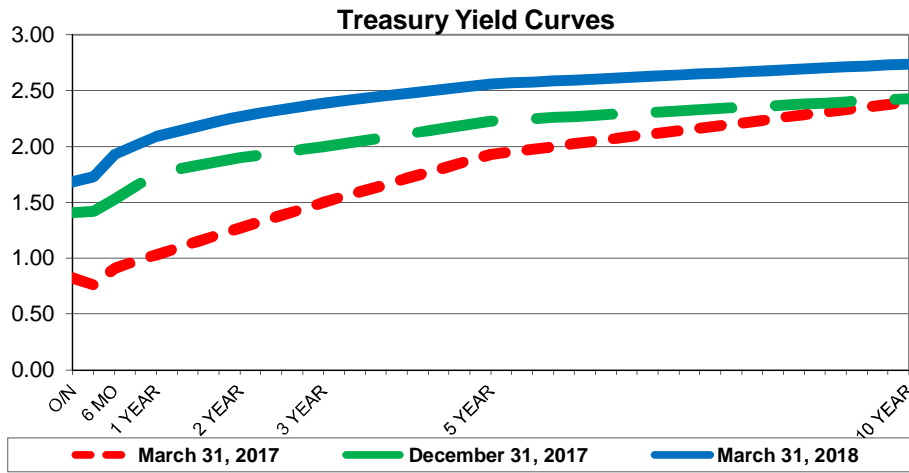
Rolling Three Mo. Treas. Yield 1.58%
 Rolling Six Mo. Treas. Yield 1.58%

Rolling Three Mo. Treas. Yield 1.40%
 Rolling Six Mo. Treas. Yield 1.42%
 Quarterly TexPool Yield 1.35%

(1) Average Yield calculated using quarter end report yields and adjusted book values and does not reflect a total return analysis or account for advisory fees.

(2) Fiscal Year-to-Date Average Yields calculated using quarter end report yields and adjusted book values and does not reflect a total return analysis or account for advisory fees.

The Federal Open Market Committee (FOMC) increased the Fed Funds target range 0.25% to 1.50% - 1.75% (Effective Fed Funds are trading +/-1.68%). Two to three additional increases are projected for 2018 (although subject to economic activity). Gradual portfolio reduction continues by limiting reinvestment of maturing holdings. Fourth Quarter 2017 GDP measured 2.9% (third/final estimate). February Non Farm Payroll data jumped +313k (well above the expected +205k). The Three Month Average increased to +242k. World events raised some uncertainty (Korea, Russia, Middle East). WTI Crude oil maintained +/- \$65. The Stock Markets waffled 5% to 10% below recent highs. The post-FOMC meeting press release pointed to continuing and frequent rate increases.



Investment Holdings

March 31, 2018

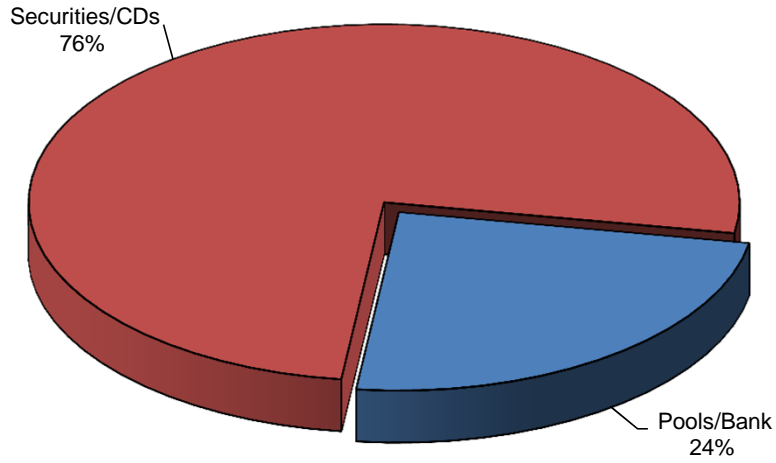
Description	Ratings	Coupon/ Discount	Maturity Date	Settlement Date	Par Value	Purchased Value	Book Value	Market Price	Market Value	Life (days)	Yield
City Funds											
Cash - Pooled (3)		0.66%	04/01/18	03/31/18	\$ 8,077,267	\$ 8,077,267	\$ 8,077,267	1.00	\$ 8,077,267	1	0.66%
NOW		1.68%	04/01/18	03/31/18	10,994,224	10,994,224	10,994,224	1.00	10,994,224	1	1.68%
TexPool	AAAm	1.52%	04/01/18	03/31/18	207,202	207,202	207,202	1.00	207,202	1	1.52%
Citizens 1st Bank CD		1.01%	05/11/18	05/11/16	4,071,562	4,071,562	4,071,562	100.00	4,071,562	41	1.01%
Southside Bank CD		1.06%	05/26/18	05/26/16	3,056,294	3,056,294	3,056,294	100.00	3,056,294	56	1.06%
BTH Bank CD		1.13%	06/27/18	06/27/16	3,059,816	3,059,816	3,059,816	100.00	3,059,816	88	1.13%
Landmark Bank CD		1.76%	07/08/18	01/08/18	2,000,000	2,000,000	2,000,000	100.00	2,000,000	99	1.76%
LegacyTexas Bank CD		1.90%	08/19/18	03/19/18	2,000,000	2,000,000	2,000,000	100.00	2,000,000	141	1.90%
LegacyTexas Bank CD		2.07%	08/28/18	02/28/18	2,003,145	2,003,145	2,003,145	100.00	2,003,145	150	2.07%
BTH Bank CD		1.13%	09/19/18	09/19/16	3,051,259	3,051,259	3,051,259	100.00	3,051,259	172	1.13%
LegacyTexas Bank CD		2.00%	09/19/18	03/19/18	3,000,000	3,000,000	3,000,000	100.00	3,000,000	172	2.00%
Southside Bank CD		1.02%	10/17/18	10/17/16	3,038,510	3,038,510	3,038,510	100.00	3,038,510	200	1.02%
BTH Bank CD		1.15%	11/23/18	11/23/16	3,046,332	3,046,332	3,046,332	100.00	3,046,332	237	1.15%
Landmark Bank CD		1.45%	01/23/19	01/23/17	3,043,255	3,043,255	3,043,255	100.00	3,043,255	298	1.45%
LegacyTexas Bank CD		1.40%	02/19/19	02/17/17	3,045,538	3,045,538	3,045,538	100.00	3,045,538	325	1.40%
Lubbock National Bank CD		1.60%	03/29/19	03/29/17	3,048,354	3,048,354	3,048,354	100.00	3,048,354	363	1.60%
Southside Bank CD		1.50%	04/12/19	04/12/17	2,022,688	2,022,688	2,022,688	100.00	2,022,688	377	1.50%
Southside Bank CD		1.52%	05/03/19	05/04/17	3,034,613	3,034,613	3,034,613	100.00	3,034,613	398	1.52%
Landmark Bank CD		1.65%	08/02/19	08/07/17	3,024,324	3,024,324	3,024,324	100.00	3,024,324	489	1.65%
LegacyTexas Bank CD		1.75%	10/25/19	10/25/17	3,021,782	3,021,782	3,021,782	100.00	3,021,782	573	1.75%
Third Coast Bank CD		1.85%	11/20/19	11/20/17	3,013,989	3,013,989	3,013,989	100.00	3,013,989	599	1.85%
Landmark Bank CD		2.15%	01/04/20	01/04/18	3,000,000	3,000,000	3,000,000	100.00	3,000,000	644	2.15%
LegacyTexas Bank CD		2.48%	02/28/20	02/28/18	3,005,638	3,005,638	3,005,638	100.00	3,005,638	699	2.48%
LegacyTexas Bank CD		2.48%	03/18/20	03/08/18	3,000,000	3,000,000	3,000,000	100.00	3,000,000	718	2.48%
City Funds - Sub Total					\$ 79,865,792	\$ 79,865,792	\$ 79,865,792		\$ 79,865,792	250	1.51%
										(1)	(2)
Revenue Bond											
TexSTAR - Bond	AAAm	1.50%	04/01/18	03/31/18	\$ 733,557	\$ 733,557	\$ 733,557	1.00	\$ 733,557	1	1.50%
Revenue Bond - Sub Total					\$ 733,557	\$ 733,557	\$ 733,557		\$ 733,557	1	1.50%
										(1)	(2)
Total Portfolio					\$ 80,599,349	\$ 80,599,349	\$ 80,599,349		\$ 80,599,349	248	1.51%
										(1)	(2)

(1) **Weighted average life** - For purposes of calculating weighted average life, TexPool, TexSTAR, and bank account investments are assumed to have a one day maturity.

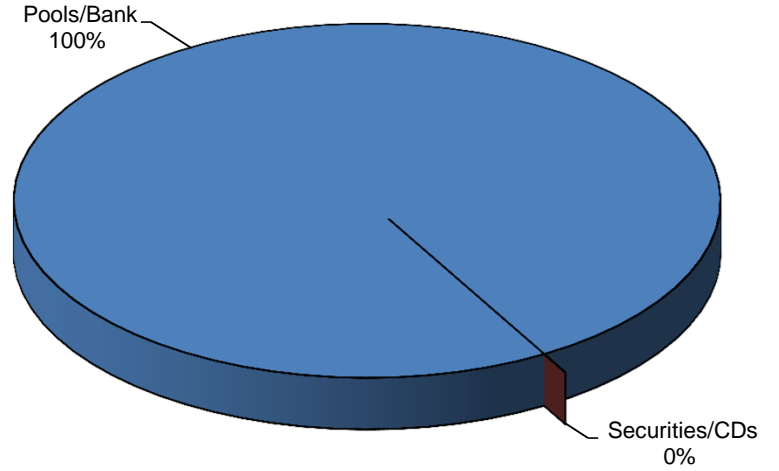
(2) **Weighted average yield to maturity** - The weighted average yield to maturity is based on adjusted book value, realized and unrealized gains/losses and investment advisory fees are not considered. The yield for the reporting month is used for TexPool, TexSTAR, and bank account investments.

(3) **Cash - Pooled** funds are used as compensating balances to offset bank service charges and do not generate hard interest.

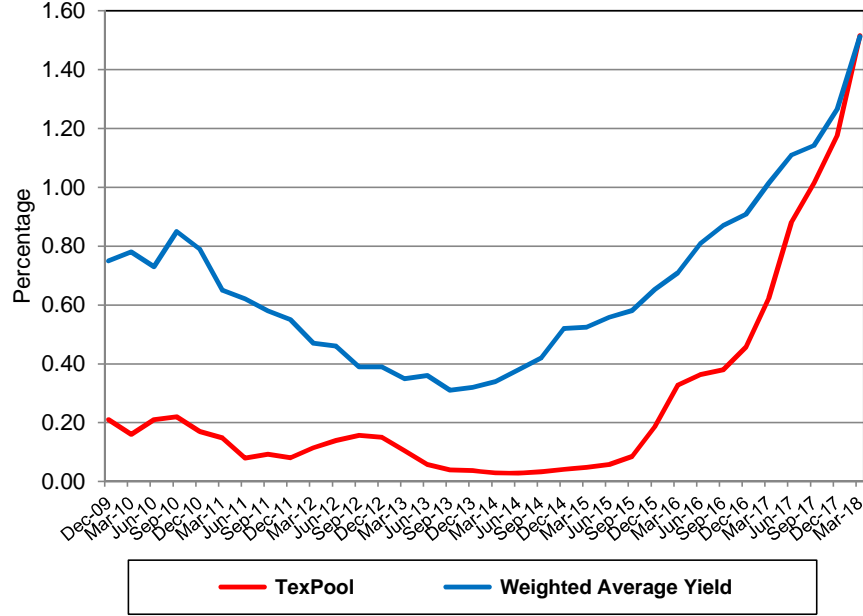
Portfolio Composition - City Funds



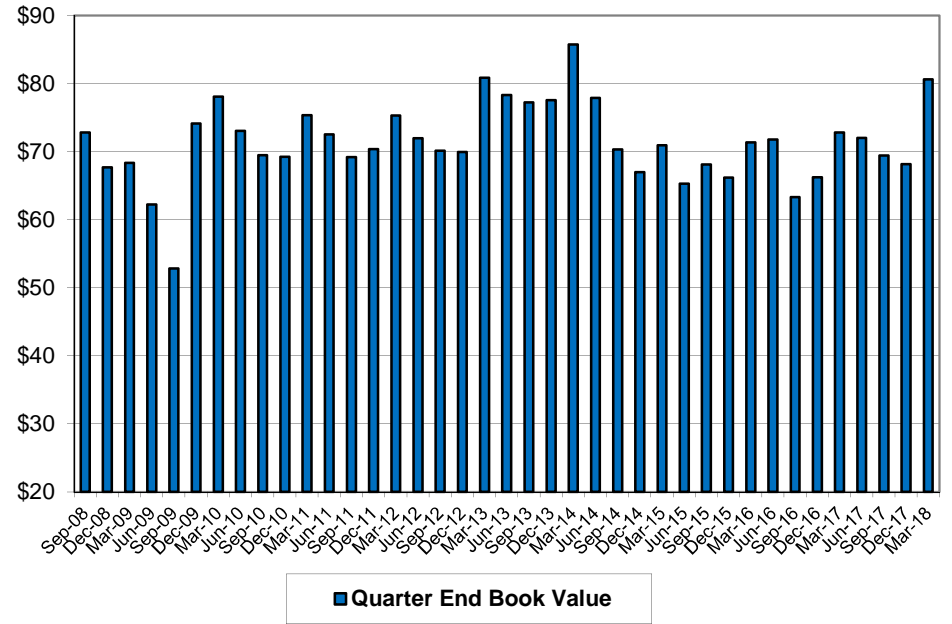
Portfolio Composition - Revenue Bond



Total Portfolio Performance



Total Portfolio (Millions)



Book Value Comparison

Description	Coupon/ Discount	Maturity Date	December 31, 2017			March 31, 2018		
			Par Value	Book Value	Purchases/ Adjustments	Sales/Adjust/ Maturities	Par Value	Book Value
Cash - Pooled	0.66%	04/01/18	\$10,352,009	\$10,352,009	\$ -	\$ (2,274,742)	\$ 8,077,267	\$ 8,077,267
NOW	1.68%	04/01/18	6,349,169	6,349,169	4,645,055		10,994,224	10,994,224
NOW #2	1.34%	04/01/18	1,473,740	1,473,740		(1,473,740)	-	-
TexPool	1.52%	04/01/18	206,494	206,494	707		207,202	207,202
TexSTAR - Bond	1.50%	04/01/18	1,217,378	1,217,378		(483,822)	733,557	733,557
Southside Bank CD	1.12%	01/02/18	3,059,413	3,059,413		(3,059,413)	-	-
Citizens 1st Bank CD	1.00%	03/01/18	3,050,650	3,050,650		(3,050,650)	-	-
Citizens 1st Bank CD	1.01%	05/11/18	4,061,213	4,061,213	10,349		4,071,562	4,071,562
Southside Bank CD	1.06%	05/26/18	3,048,150	3,048,150	8,144		3,056,294	3,056,294
BTH Bank CD	1.13%	06/27/18	3,051,306	3,051,306	8,510		3,059,816	3,059,816
Landmark Bank CD	1.76%	07/08/18	-	-	2,000,000		2,000,000	2,000,000
LegacyTexas Bank CD	1.90%	08/19/18	-	-	2,000,000		2,000,000	2,000,000
LegacyTexas Bank CD	2.07%	08/28/18	-	-	2,003,145		2,003,145	2,003,145
BTH Bank CD	1.13%	09/19/18	3,042,655	3,042,655	8,604		3,051,259	3,051,259
LegacyTexas Bank CD	2.00%	09/19/18	-	-	3,000,000		3,000,000	3,000,000
Southside Bank CD	1.02%	10/17/18	3,030,719	3,030,719	7,792		3,038,510	3,038,510
BTH Bank CD	1.15%	11/23/18	3,037,591	3,037,591	8,741		3,046,332	3,046,332
Landmark Bank CD	1.45%	01/23/19	3,032,173	3,032,173	11,082		3,043,255	3,043,255
LegacyTexas Bank CD	1.40%	02/19/19	3,035,049	3,035,049	10,489		3,045,538	3,045,538
Lubbock National Bank CD	1.60%	03/29/19	3,036,359	3,036,359	11,995		3,048,354	3,048,354
Southside Bank CD	1.50%	04/12/19	2,015,069	2,015,069	7,619		2,022,688	2,022,688
Southside Bank CD	1.52%	05/03/19	3,023,031	3,023,031	11,582		3,034,613	3,034,613
Landmark Bank CD	1.65%	08/02/19	3,011,799	3,011,799	12,526		3,024,324	3,024,324
LegacyTexas Bank CD	1.75%	10/25/19	3,008,780	3,008,780	13,002		3,021,782	3,021,782
Third Coast Bank CD	1.85%	11/20/19	3,000,000	3,000,000	13,989		3,013,989	3,013,989
Landmark Bank CD	2.15%	01/04/20	-	-	3,000,000		3,000,000	3,000,000
LegacyTexas Bank CD	2.48%	02/28/20	-	-	3,005,638		3,005,638	3,005,638
LegacyTexas Bank CD	2.48%	03/18/20	-	-	3,000,000		3,000,000	3,000,000
TOTAL			\$ 68,142,746	\$ 68,142,746	\$ 22,798,969	\$ (10,342,366)	\$ 80,599,349	\$ 80,599,349

Market Value Comparison

Description	Coupon/ Discount	Maturity Date	December 31, 2017		Qtr to Qtr Change	March 31, 2018	
			Par Value	Market Value		Par Value	Market Value
Cash - Pooled	0.66%	04/01/18	\$ 10,352,009	\$ 10,352,009	\$ (2,274,742)	\$ 8,077,267	\$ 8,077,267
NOW	1.68%	04/01/18	6,349,169	6,349,169	4,645,055	10,994,224	10,994,224
NOW #2	1.34%	04/01/18	1,473,740	1,473,740	(1,473,740)	—	—
TexPool	1.52%	04/01/18	206,494	206,494	707	207,202	207,202
TexSTAR - Bond	1.50%	04/01/18	1,217,378	1,217,378	(483,822)	733,557	733,557
Southside Bank CD	1.12%	01/02/18	3,059,413	3,059,413	(3,059,413)	—	—
Citizens 1st Bank CD	1.00%	03/01/18	3,050,650	3,050,650	(3,050,650)	—	—
Citizens 1st Bank CD	1.01%	05/11/18	4,061,213	4,061,213	10,349	4,071,562	4,071,562
Southside Bank CD	1.06%	05/26/18	3,048,150	3,048,150	8,144	3,056,294	3,056,294
BTH Bank CD	1.13%	06/27/18	3,051,306	3,051,306	8,510	3,059,816	3,059,816
Landmark Bank CD	1.76%	07/08/18	—	—	2,000,000	2,000,000	2,000,000
LegacyTexas Bank CD	1.90%	08/19/18	—	—	2,000,000	2,000,000	2,000,000
LegacyTexas Bank CD	2.07%	08/28/18	—	—	2,003,145	2,003,145	2,003,145
BTH Bank CD	1.13%	09/19/18	3,042,655	3,042,655	8,604	3,051,259	3,051,259
LegacyTexas Bank CD	2.00%	09/19/18	—	—	3,000,000	3,000,000	3,000,000
Southside Bank CD	1.02%	10/17/18	3,030,719	3,030,719	7,792	3,038,510	3,038,510
BTH Bank CD	1.15%	11/23/18	3,037,591	3,037,591	8,741	3,046,332	3,046,332
Landmark Bank CD	1.45%	01/23/19	3,032,173	3,032,173	11,082	3,043,255	3,043,255
LegacyTexas Bank CD	1.40%	02/19/19	3,035,049	3,035,049	10,489	3,045,538	3,045,538
Lubbock National Bank CD	1.60%	03/29/19	3,036,359	3,036,359	11,995	3,048,354	3,048,354
Southside Bank CD	1.50%	04/12/19	2,015,069	2,015,069	7,619	2,022,688	2,022,688
Southside Bank CD	1.52%	05/03/19	3,023,031	3,023,031	11,582	3,034,613	3,034,613
Landmark Bank CD	1.65%	08/02/19	3,011,799	3,011,799	12,526	3,024,324	3,024,324
LegacyTexas Bank CD	1.75%	10/25/19	3,008,780	3,008,780	13,002	3,021,782	3,021,782
Third Coast Bank CD	1.85%	11/20/19	3,000,000	3,000,000	13,989	3,013,989	3,013,989
Landmark Bank CD	2.15%	01/04/20	—	—	3,000,000	3,000,000	3,000,000
LegacyTexas Bank CD	2.48%	02/28/20	—	—	3,005,638	3,005,638	3,005,638
LegacyTexas Bank CD	2.48%	03/18/20	—	—	3,000,000	3,000,000	3,000,000
TOTAL			\$ 68,142,746	\$ 68,142,746	\$ 12,456,603	\$ 80,599,349	\$ 80,599,349

Allocation

March 31, 2018

Book & Market Value	Security Total	Pooled Funds	Revenue Bond
Cash	\$ 8,077,267	\$ 8,077,267	\$ -
NOW	10,994,224	10,994,224	
NOW #2	-		-
TexPool	207,202	207,202	
TexSTAR - Bond	733,557		733,557
05/11/18–Citizens 1st Bank CD	4,071,562	4,071,562	
05/26/18–Southside Bank CD	3,056,294	3,056,294	
06/27/18–BTH Bank CD	3,059,816	3,059,816	
07/08/18–Landmark Bank CD	2,000,000	2,000,000	
08/19/18–LegacyTexas Bank CD	2,000,000	2,000,000	
08/28/18–LegacyTexas Bank CD	2,003,145	2,003,145	
09/19/18–BTH Bank CD	3,051,259	3,051,259	
09/19/18–LegacyTexas Bank CD	3,000,000	3,000,000	
10/17/18–Southside Bank CD	3,038,510	3,038,510	
11/23/18–BTH Bank CD	3,046,332	3,046,332	
01/23/19–Landmark Bank CD	3,043,255	3,043,255	
02/19/19–LegacyTexas Bank CD	3,045,538	3,045,538	
03/29/19–Lubbock National Bank CD	3,048,354	3,048,354	
04/12/19–Southside Bank CD	2,022,688	2,022,688	
05/03/19–Southside Bank CD	3,034,613	3,034,613	
08/02/19–Landmark Bank CD	3,024,324	3,024,324	
10/25/19–LegacyTexas Bank CD	3,021,782	3,021,782	
11/20/19–Third Coast Bank CD	3,013,989	3,013,989	
01/04/20–Landmark Bank CD	3,000,000	3,000,000	
02/28/20–LegacyTexas Bank CD	3,005,638	3,005,638	
03/18/20–LegacyTexas Bank CD	3,000,000	3,000,000	
Totals	\$ 80,599,349	\$ 79,865,792	\$ 733,557

Allocation

December 31, 2017

Book & Market Value	Security Total	Pooled Funds	Revenue Bond
Cash	\$ 10,352,009	\$ 10,352,009	\$ -
NOW	6,349,169	6,349,169	
NOW #2	1,473,740		1,473,740
TexPool	206,494	206,494	
TexSTAR - Bond	1,217,378		1,217,378
01/02/18–Southside Bank CD	3,059,413	3,059,413	
03/01/18–Citizens 1st Bank CD	3,050,650	3,050,650	
05/11/18–Citizens 1st Bank CD	4,061,213	4,061,213	
05/26/18–Southside Bank CD	3,048,150	3,048,150	
06/27/18–BTH Bank CD	3,051,306	3,051,306	
09/19/18–BTH Bank CD	3,042,655	3,042,655	
10/17/18–Southside Bank CD	3,030,719	3,030,719	
11/23/18–BTH Bank CD	3,037,591	3,037,591	
01/23/19–Landmark Bank CD	3,032,173	3,032,173	
02/19/19–LegacyTexas Bank CD	3,035,049	3,035,049	
03/29/19–Lubbock National Bank CD	3,036,359	3,036,359	
04/12/19–Southside Bank CD	2,015,069	2,015,069	
05/03/19–Southside Bank CD	3,023,031	3,023,031	
08/02/19–Landmark Bank CD	3,011,799	3,011,799	
10/25/19–LegacyTexas Bank CD	3,008,780	3,008,780	
11/20/19–Third Coast Bank CD	3,000,000	3,000,000	
Totals	\$ 68,142,746	\$ 65,451,628	\$ 2,691,118

Cash and Investments by Fund

		03/31/2018	12/31/2017
General Fund	101	\$ 14,109,023	\$ 9,431,201
General Capital Projects Fund	102	111,957	133,091
Street Improvement Fund	103	379,774	205,373
Development Services Fund	202	1,715,687	1,653,671
Cemeteries Operating Fund	204	6,890	55,220
Forfeitures Fund	205	184,057	213,775
Court Technology Fund	207	189,250	190,729
TIF/TIRZ # 2	209	2,747	2,740
Hotel-Motel Tax Fund	211	4,258,320	4,177,386
Donations Fund	216	379,254	404,202
TIF/TIRZ # 3	218	307,357	226,152
Tyler Tourism & Convention Facilities Fund	219	1,123,378	1,123,407
Half Cent Sales Tax Fund	231	16,074,386	12,969,277
Passenger Facility Fund	234	244,793	197,718
Oil & Natural Gas Fund	235	3,198,076	3,169,587
PEG Fee Fund	236	638,350	581,628
Fair Plaza Fund	240	56,050	59,853
Retained HUD Admin Fee Fund	274	403	402
Housing Assistance Fund	276	477,687	199,683
State/Federal Grants Fund	285	(39,629)	(85,538)
Transit System Fund	286	(197,870)	(394,894)
CDBG Grant Fund	294	(264,012)	(57,956)
HOME Grant Fund	295	306,465	313,768
Utilities Fund	502	6,659,872	6,038,714
Utilities Construction Fund	503	7,254,955	7,462,214
Utilities Debt Service Fund	504	1,905,999	1,466,219
Utilities Debt Reserve Fund	505	1,494,925	1,494,925
Revenue Bond Series 2015	517	733,557	2,691,118
Airport Fund	524	549,797	589,860
Airport Grant Fund	525	(1,507,286)	(1,121,494)
Solid Waste Fund	560	125,612	779,275
Solid Waste Capital Projects Fund	562	519,697	569,720
Productivity Improvement Fund	639	225,258	375,591
Fleet Replacement Fund	640	7,712,983	4,359,955
Prop, Liab, W/C Insurance Fund	650	877,669	947,754
Employee Benefits Fund	661	1,197,068	111,898
Prop & Facility Management Fund	663	1,150,080	1,310,492
Technology Fund	671	738,662	1,111,528
Payroll Fund	710	1,114,076	854,364
Cemetery Trust Fund	713	2,974,190	2,973,865
Landfill Trust Fund	720	2,609,051	2,593,695
Retiree Benefits Fund	761	13,311	(966,977)
Section 125 Trust Fund	772	193,504	196,136
Total		\$ 79,805,372	68,609,327