



INVESTMENT PORTFOLIO SUMMARY

For the Quarter Ended

June 30, 2018

Prepared by

Valley View Consulting, L.L.C.

The investment portfolio of the City of Tyler is in compliance with the Public Funds Investment Act and the Investment Policy.

A handwritten signature in black ink, appearing to read "Richard Trinit".

Chief Financial Officer

A handwritten signature in black ink, appearing to read "L. Gustaf".

Accounting Manager

A handwritten signature in black ink, appearing to read "Lambeklam".

Treasury Manager

Disclaimer: These reports were compiled using information provided by the City. No procedures were performed to test the accuracy or completeness of this information. The market values included in these reports were obtained by Valley View Consulting, L.L.C. from sources believed to be accurate and represent proprietary valuation. Due to market fluctuations these levels are not necessarily reflective of current liquidation values. Yield calculations are not determined using standard performance formulas, are not representative of total return yields and do not account for investment advisor fees.

Summary

Quarter End Results by Investment Category:

City Funds

Asset Type	Ave. Yield	March 31, 2018		June 30, 2018		
		Book Value	Market Value	Ave. Yield	Book Value	Market Value
Pools/Bank	1.30%	\$ 19,278,692	\$ 19,278,692	1.49%	\$ 17,876,837	\$ 17,876,837
Securities/CDs	1.60%	60,587,100	60,587,100	1.92%	66,636,585	66,636,585
Totals		\$ 79,865,793	\$ 79,865,793		\$ 84,513,422	\$ 84,513,422

Current Quarter Average Yield (1)

Total Portfolio 1.83%

Quarterly Interest Income \$ 323,011
Year-to-date Interest Income \$ 704,911

Fiscal Year-to-Date Average Yield (2)

Total Portfolio 1.53%

Quarterly Bank Fees Offset \$ 11,738
Year-to-date Bank Fees Offset \$ 38,931

Revenue Bond

Asset Type	Ave. Yield	March 31, 2018		June 30, 2018		
		Book Value	Market Value	Ave. Yield	Book Value	Market Value
Pools/Bank	1.50%	\$ 733,557	\$ 733,557	1.83%	\$ 473,800	\$ 473,800
Securities/CDs	0.00%	-	-	0.00%	-	-
Totals		\$ 733,557	\$ 733,557		\$ 473,800	\$ 473,800

Current Quarter Average Yield (1)

Total Portfolio 1.83%

Quarterly Interest Income \$ 3,531
Year-to-date Interest Income \$ 36,559

Fiscal Year-to-Date Average Yield (2)

Total Portfolio 1.53%

Total Portfolio

Current Quarter Average Yield (1)

Total Portfolio 1.83%

Rolling Three Mo. Treas. Yield 1.88%
Rolling Six Mo. Treas. Yield 1.92%

Fiscal Year-to-Date Average Yield (2)

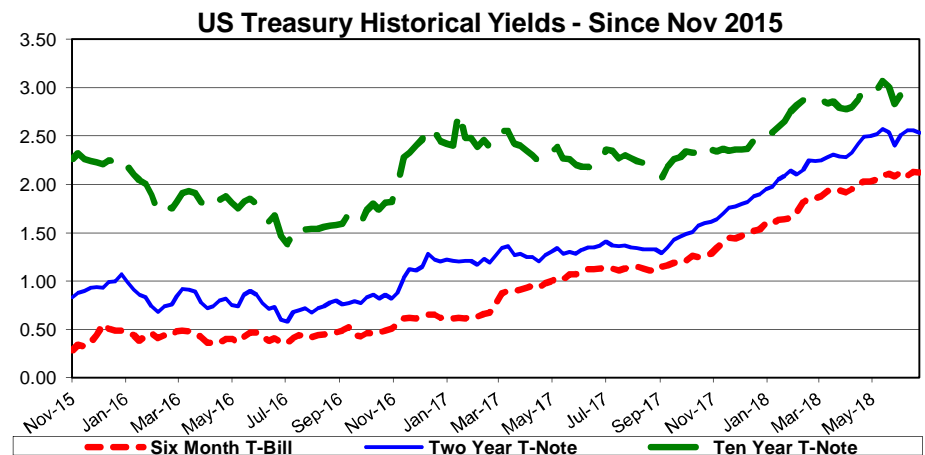
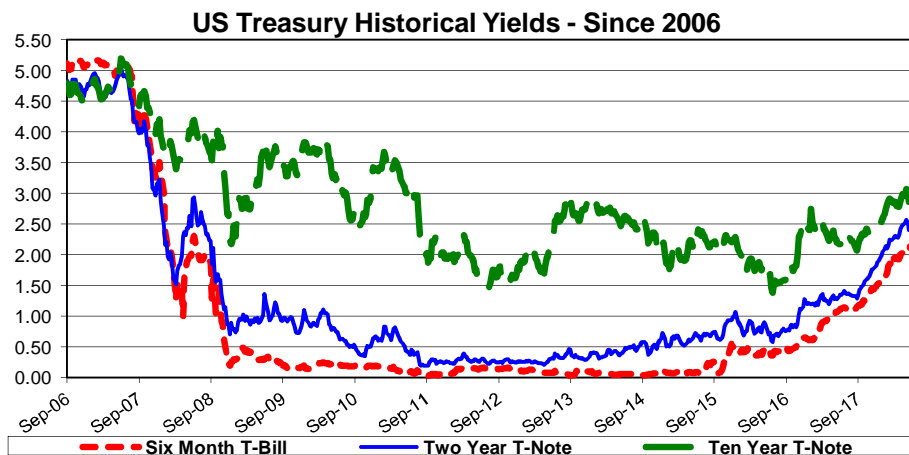
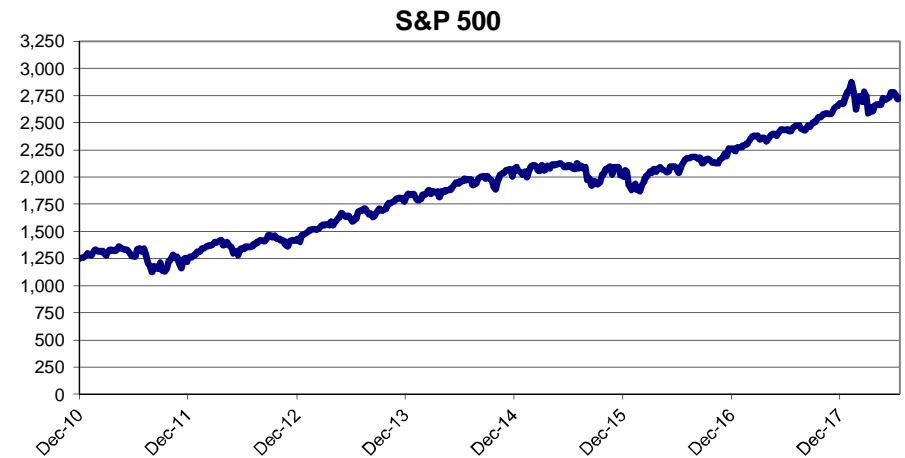
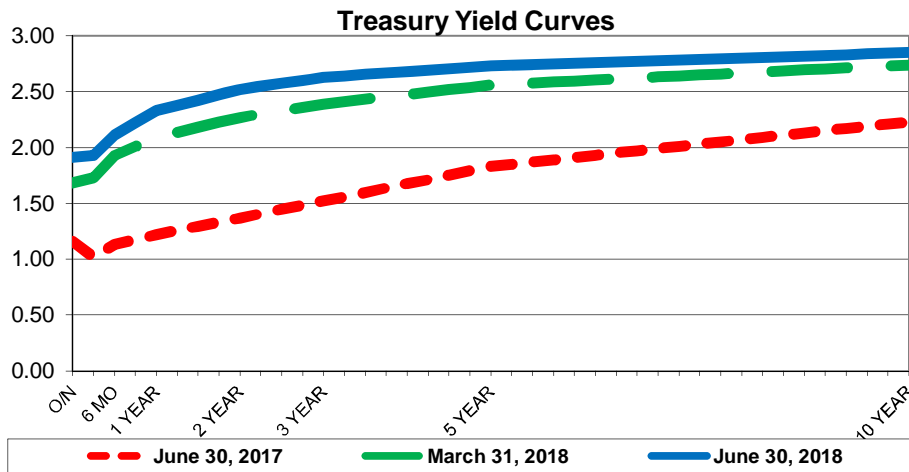
Total Portfolio 1.52%

Rolling Three Mo. Treas. Yield 1.56%
Rolling Six Mo. Treas. Yield 1.58%
Quarterly TexPool Yield 1.50%

(1) Average Yield calculated using quarter end report yields and adjusted book values and does not reflect a total return analysis or account for advisory fees.

(2) Fiscal Year-to-Date Average Yields calculated using quarter end report yields and adjusted book values and does not reflect a total return analysis or account for advisory fees.

The Federal Open Market Committee (FOMC) raised the Fed Funds target range 1.75% - 2.00% (Effective Fed Funds are trading +/-1.91%). Additional range increases are expected this calendar year (one or two) although subject to economic activity. Gradual portfolio reduction continues by limiting reinvestment of maturing holdings. The ultimate size of the balance sheet is under discussion. First Quarter 2018 GDP measured 2.0% (final estimate). Second Quarter is expected to be substantially higher. Employment/Unemployment continued to record levels. Trade war uncertainty dominated world markets. WTI Crude oil hovers at +/- \$73. The Stock Markets wiggled higher but still below recent highs.



Investment Holdings

June 30, 2018

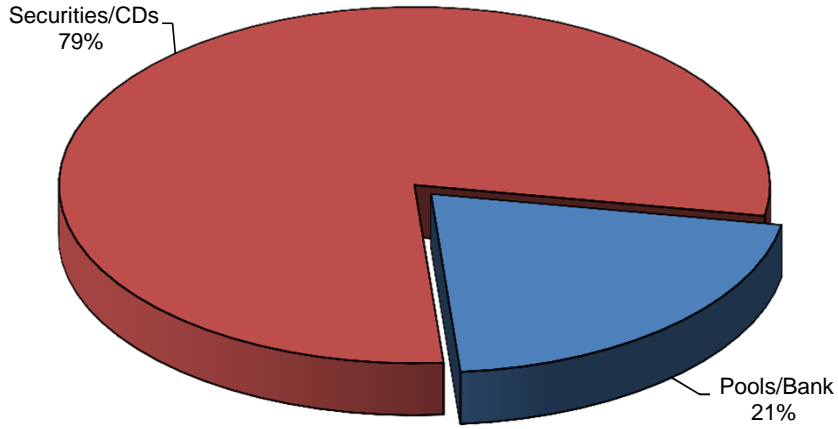
Description	Ratings	Coupon/ Discount	Maturity Date	Settlement Date	Par Value	Purchased Value	Book Value	Market Price	Market Value	Life (days)	Yield
City Funds											
Cash - Pooled (3)		0.64%	07/01/18	06/30/18	\$ 6,474,511	\$ 6,474,511	\$ 6,474,511	1.00	\$ 6,474,511	1	0.64%
NOW		2.01%	07/01/18	06/30/18	5,153,355	5,153,355	5,153,355	1.00	5,153,355	1	2.01%
NOW #2		2.01%	07/01/18	06/30/18	5,779,998	5,779,998	5,779,998	1.00	5,779,998	1	2.01%
TexPool	AAAm	1.81%	07/01/18	06/30/18	208,098	208,098	208,098	1.00	208,098	1	1.81%
TexSTAR	AAAm	0.86%	07/01/18	06/30/18	260,875	260,875	260,875	1.00	260,875	1	0.86%
Landmark Bank CD		1.76%	07/08/18	01/08/18	2,008,583	2,008,583	2,008,583	100.00	2,008,583	8	1.76%
LegacyTexas Bank CD		1.90%	08/19/18	03/19/18	2,009,593	2,009,593	2,009,593	100.00	2,009,593	50	1.90%
LegacyTexas Bank CD		2.07%	08/28/18	02/28/18	2,013,514	2,013,514	2,013,514	100.00	2,013,514	59	2.07%
BTH Bank CD		1.13%	09/19/18	09/19/16	3,059,887	3,059,887	3,059,887	100.00	3,059,887	81	1.13%
LegacyTexas Bank CD		2.00%	09/19/18	03/19/18	3,015,149	3,015,149	3,015,149	100.00	3,015,149	81	2.00%
Southside Bank CD		1.02%	10/17/18	10/17/16	3,046,152	3,046,152	3,046,152	100.00	3,046,152	109	1.02%
BTH Bank CD		1.15%	11/23/18	11/23/16	3,055,099	3,055,099	3,055,099	100.00	3,055,099	146	1.15%
Landmark Bank CD		1.45%	01/23/19	01/23/17	3,054,136	3,054,136	3,054,136	100.00	3,054,136	207	1.45%
LegacyTexas Bank CD		1.40%	02/19/19	02/17/17	3,056,297	3,056,297	3,056,297	100.00	3,056,297	234	1.40%
Lubbock National Bank CD		1.60%	03/29/19	03/29/17	3,060,664	3,060,664	3,060,664	100.00	3,060,664	272	1.60%
Southside Bank CD		1.50%	04/12/19	04/12/17	2,030,169	2,030,169	2,030,169	100.00	2,030,169	286	1.50%
Southside Bank CD		1.52%	05/03/19	05/04/17	3,045,861	3,045,861	3,045,861	100.00	3,045,861	307	1.52%
BTH Bank CD		2.52%	06/05/19	06/05/18	3,000,000	3,000,000	3,000,000	100.00	3,000,000	340	2.52%
Landmark Bank CD		1.65%	08/02/19	08/07/17	3,036,492	3,036,492	3,036,492	100.00	3,036,492	398	1.65%
LegacyTexas Bank CD		1.75%	10/25/19	10/25/17	3,035,131	3,035,131	3,035,131	100.00	3,035,131	482	1.75%
Third Coast Bank CD		1.85%	11/20/19	11/20/17	3,027,585	3,027,585	3,027,585	100.00	3,027,585	508	1.85%
Landmark Bank CD		2.15%	01/04/20	01/04/18	3,015,021	3,015,021	3,015,021	100.00	3,015,021	553	2.15%
LegacyTexas Bank CD		2.48%	02/28/20	02/28/18	3,024,237	3,024,237	3,024,237	100.00	3,024,237	608	2.48%
LegacyTexas Bank CD		2.48%	03/18/20	03/08/18	3,018,564	3,018,564	3,018,564	100.00	3,018,564	627	2.48%
InterBank CDARS		1.90%	04/12/20	04/12/18	3,015,109	3,015,109	3,015,109	100.00	3,015,109	652	1.90%
LegacyTexas Bank CD		2.75%	05/15/20	05/15/18	4,009,342	4,009,342	4,009,342	100.00	4,009,342	685	2.75%
LegacyTexas Bank CD		2.88%	06/03/20	06/04/18	3,000,000	3,000,000	3,000,000	100.00	3,000,000	704	2.88%
LegacyTexas Bank CD		2.92%	06/26/20	06/27/18	3,000,000	3,000,000	3,000,000	100.00	3,000,000	727	2.92%
City Funds - Sub Total					\$ 84,513,422	\$ 84,513,422	\$ 84,513,422		\$ 84,513,422	294	1.83%
										(1)	(2)
Revenue Bond											
TexSTAR - Bond	AAAm	1.83%	07/01/18	06/30/18	\$ 473,800	\$ 473,800	\$ 473,800	1.00	\$ 473,800	1	1.83%
Revenue Bond - Sub Total					\$ 473,800	\$ 473,800	\$ 473,800		\$ 473,800	1	1.83%
										(1)	(2)
Total Portfolio					\$ 84,987,222	\$ 84,987,222	\$ 84,987,222		\$ 84,987,222	292	1.83%
										(1)	(2)

(1) **Weighted average life** - For purposes of calculating weighted average life, TexPool, TexSTAR, and bank account investments are assumed to have a one day maturity.

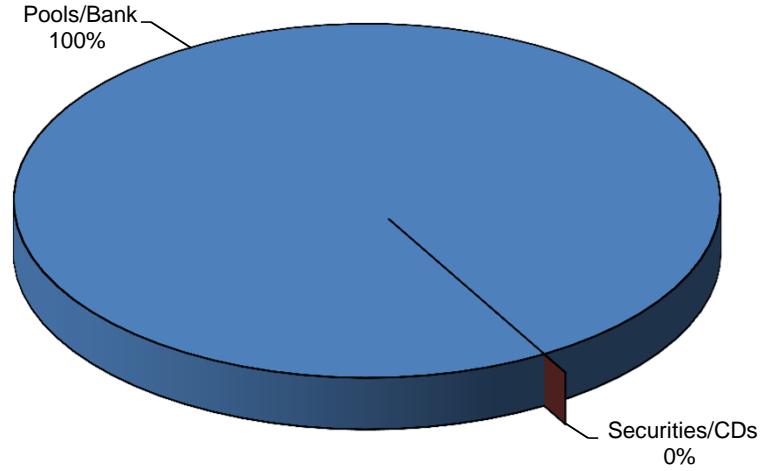
(2) **Weighted average yield to maturity** - The weighted average yield to maturity is based on adjusted book value, realized and unrealized gains/losses and investment advisory fees are not considered. The yield for the reporting month is used for TexPool, TexSTAR, and bank account investments.

(3) **Cash - Pooled** funds are used as compensating balances to offset bank service charges and do not generate hard interest.

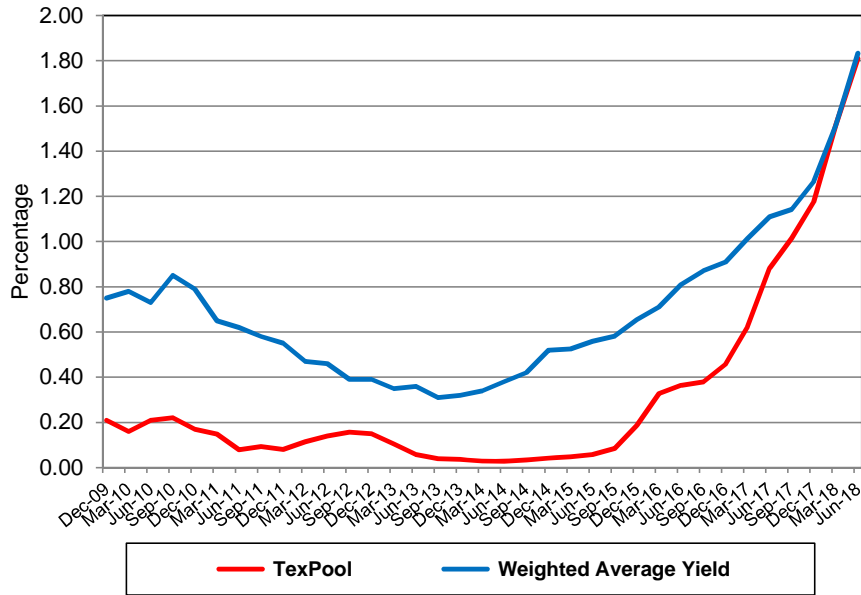
Portfolio Composition - City Funds



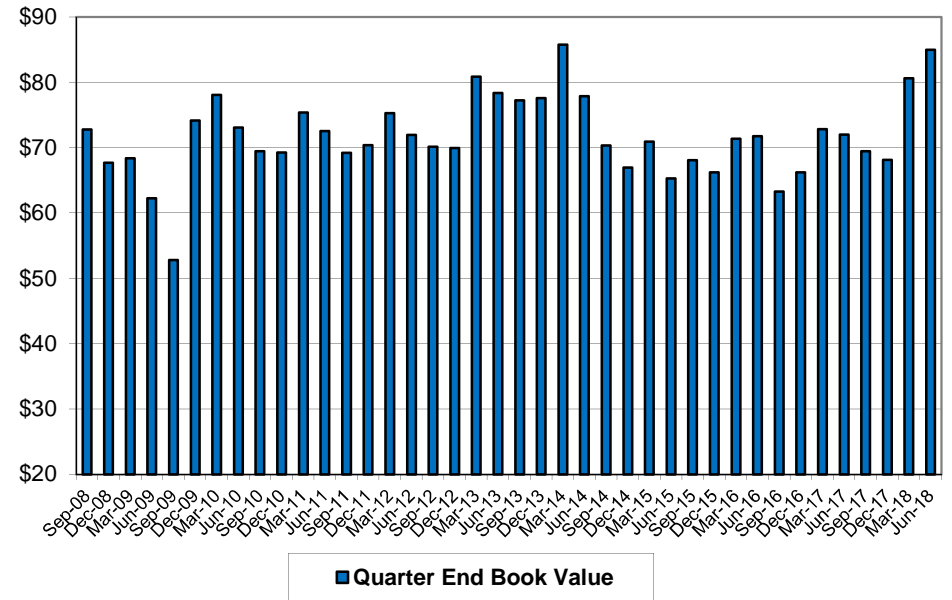
Portfolio Composition - Revenue Bond



Total Portfolio Performance



Total Portfolio (Millions)



Book Value Comparison

Description	Coupon/ Discount	Maturity Date	March 31, 2018		Purchases/ Adjustments	Sales/Adjust/ Maturities	June 30, 2018	
			Par Value	Book Value			Par Value	Book Value
Cash - Pooled	0.64%	07/01/18	\$ 6,258,196	\$ 6,258,196	\$ 216,315	\$ -	\$ 6,474,511	\$ 6,474,511
NOW	2.01%	07/01/18	10,994,224	10,994,224		(5,840,869)	5,153,355	5,153,355
NOW #2	2.01%	07/01/18	1,331,098	1,331,098	4,448,900		5,779,998	5,779,998
TexPool	1.81%	07/01/18	207,202	207,202	896		208,098	208,098
TexSTAR	0.86%	07/01/18	487,973	487,973		(227,098)	260,875	260,875
TexSTAR - Bond	1.83%	07/01/18	733,557	733,557		(259,757)	473,800	473,800
Citizens 1st Bank CD	1.01%	05/11/18	4,071,562	4,071,562		(4,071,562)	-	-
Southside Bank CD	1.06%	05/26/18	3,056,294	3,056,294		(3,056,294)	-	-
BTH Bank CD	1.13%	06/27/18	3,059,816	3,059,816		(3,059,816)	-	-
Landmark Bank CD	1.76%	07/08/18	2,000,000	2,000,000	8,583		2,008,583	2,008,583
LegacyTexas Bank CD	1.90%	08/19/18	2,000,000	2,000,000	9,593		2,009,593	2,009,593
LegacyTexas Bank CD	2.07%	08/28/18	2,003,145	2,003,145	10,368		2,013,514	2,013,514
BTH Bank CD	1.13%	09/19/18	3,051,259	3,051,259	8,628		3,059,887	3,059,887
LegacyTexas Bank CD	2.00%	09/19/18	3,000,000	3,000,000	15,149		3,015,149	3,015,149
Southside Bank CD	1.02%	10/17/18	3,038,510	3,038,510	7,642		3,046,152	3,046,152
BTH Bank CD	1.15%	11/23/18	3,046,332	3,046,332	8,767		3,055,099	3,055,099
Landmark Bank CD	1.45%	01/23/19	3,043,255	3,043,255	10,881		3,054,136	3,054,136
LegacyTexas Bank CD	1.40%	02/19/19	3,045,538	3,045,538	10,760		3,056,297	3,056,297
Lubbock National Bank CD	1.60%	03/29/19	3,048,354	3,048,354	12,310		3,060,664	3,060,664
Southside Bank CD	1.50%	04/12/19	2,022,688	2,022,688	7,481		2,030,169	2,030,169
Southside Bank CD	1.52%	05/03/19	3,034,613	3,034,613	11,247		3,045,861	3,045,861
BTH Bank CD	2.52%	06/05/19	-	-	3,000,000		3,000,000	3,000,000
Landmark Bank CD	1.65%	08/02/19	3,024,324	3,024,324	12,168		3,036,492	3,036,492
LegacyTexas Bank CD	1.75%	10/25/19	3,021,782	3,021,782	13,349		3,035,131	3,035,131
Third Coast Bank CD	1.85%	11/20/19	3,013,989	3,013,989	13,596		3,027,585	3,027,585
Landmark Bank CD	2.15%	01/04/20	3,000,000	3,000,000	15,021		3,015,021	3,015,021
LegacyTexas Bank CD	2.48%	02/28/20	3,005,638	3,005,638	18,599		3,024,237	3,024,237
LegacyTexas Bank CD	2.48%	03/18/20	3,000,000	3,000,000	18,564		3,018,564	3,018,564
InterBank CDARS	1.90%	04/12/20	-	-	3,015,109		3,015,109	3,015,109
LegacyTexas Bank CD	2.75%	05/15/20	-	-	4,009,342		4,009,342	4,009,342
LegacyTexas Bank CD	2.88%	06/03/20	-	-	3,000,000		3,000,000	3,000,000
LegacyTexas Bank CD	2.92%	06/26/20	-	-	3,000,000		3,000,000	3,000,000
TOTAL			\$ 80,599,349	\$ 80,599,349	\$ 20,903,268	\$ (16,515,395)	\$ 84,987,222	\$ 84,987,222

Market Value Comparison

Description	Coupon/ Discount	Maturity Date	March 31, 2018		Qtr to Qtr Change	June 30, 2018	
			Par Value	Market Value		Par Value	Market Value
Cash - Pooled	0.64%	07/01/18	\$ 6,258,196	\$ 6,258,196	\$ 216,315	\$ 6,474,511	\$ 6,474,511
NOW	2.01%	07/01/18	10,994,224	10,994,224	(5,840,869)	5,153,355	5,153,355
NOW #2	2.01%	07/01/18	1,331,098	1,331,098	4,448,900	5,779,998	5,779,998
TexPool	1.81%	07/01/18	207,202	207,202	896	208,098	208,098
TexSTAR	0.86%	07/01/18	487,973	487,973	(227,098)	260,875	260,875
TexSTAR - Bond	1.83%	07/01/18	733,557	733,557	(259,757)	473,800	473,800
Citizens 1st Bank CD	1.01%	05/11/18	4,071,562	4,071,562	(4,071,562)	—	—
Southside Bank CD	1.06%	05/26/18	3,056,294	3,056,294	(3,056,294)	—	—
BTH Bank CD	1.13%	06/27/18	3,059,816	3,059,816	(3,059,816)	—	—
Landmark Bank CD	1.76%	07/08/18	2,000,000	2,000,000	8,583	2,008,583	2,008,583
LegacyTexas Bank CD	1.90%	08/19/18	2,000,000	2,000,000	9,593	2,009,593	2,009,593
LegacyTexas Bank CD	2.07%	08/28/18	2,003,145	2,003,145	10,368	2,013,514	2,013,514
BTH Bank CD	1.13%	09/19/18	3,051,259	3,051,259	8,628	3,059,887	3,059,887
LegacyTexas Bank CD	2.00%	09/19/18	3,000,000	3,000,000	15,149	3,015,149	3,015,149
Southside Bank CD	1.02%	10/17/18	3,038,510	3,038,510	7,642	3,046,152	3,046,152
BTH Bank CD	1.15%	11/23/18	3,046,332	3,046,332	8,767	3,055,099	3,055,099
Landmark Bank CD	1.45%	01/23/19	3,043,255	3,043,255	10,881	3,054,136	3,054,136
LegacyTexas Bank CD	1.40%	02/19/19	3,045,538	3,045,538	10,760	3,056,297	3,056,297
Lubbock National Bank CD	1.60%	03/29/19	3,048,354	3,048,354	12,310	3,060,664	3,060,664
Southside Bank CD	1.50%	04/12/19	2,022,688	2,022,688	7,481	2,030,169	2,030,169
Southside Bank CD	1.52%	05/03/19	3,034,613	3,034,613	11,247	3,045,861	3,045,861
BTH Bank CD	2.52%	06/05/19	—	—	3,000,000	3,000,000	3,000,000
Landmark Bank CD	1.65%	08/02/19	3,024,324	3,024,324	12,168	3,036,492	3,036,492
LegacyTexas Bank CD	1.75%	10/25/19	3,021,782	3,021,782	13,349	3,035,131	3,035,131
Third Coast Bank CD	1.85%	11/20/19	3,013,989	3,013,989	13,596	3,027,585	3,027,585
Landmark Bank CD	2.15%	01/04/20	3,000,000	3,000,000	15,021	3,015,021	3,015,021
LegacyTexas Bank CD	2.48%	02/28/20	3,005,638	3,005,638	18,599	3,024,237	3,024,237
LegacyTexas Bank CD	2.48%	03/18/20	3,000,000	3,000,000	18,564	3,018,564	3,018,564
InterBank CDARS	1.90%	04/12/20	—	—	3,015,109	3,015,109	3,015,109
LegacyTexas Bank CD	2.75%	05/15/20	—	—	4,009,342	4,009,342	4,009,342
LegacyTexas Bank CD	2.88%	06/03/20	—	—	3,000,000	3,000,000	3,000,000
LegacyTexas Bank CD	2.92%	06/26/20	—	—	3,000,000	3,000,000	3,000,000
TOTAL			\$ 80,599,349	\$ 80,599,349	\$ 4,387,873	\$ 84,987,222	\$ 84,987,222

Cash and Investments by Fund

		06/30/2018	3/31/2018
General Fund	101	\$ 12,522,983	\$ 14,109,023
General Capital Projects Fund	102	83,592	111,957
Street Improvement Fund	103	517,443	379,774
Development Services Fund	202	2,023,819	1,715,687
Cemeteries Operating Fund	204	36,901	6,890
Forfeitures Fund	205	185,616	184,057
Court Technology Fund	207	216,890	189,250
TIF/TIRZ # 2	209	2,757	2,747
Hotel-Motel Tax Fund	211	4,563,030	4,258,320
Donations Fund	216	453,072	379,254
TIF/TIRZ # 3	218	310,532	307,357
Tyler Tourism & Convention Facilities Fund	219	1,129,754	1,123,378
Half Cent Sales Tax Fund	231	19,284,515	16,074,386
Passenger Facility Fund	234	295,373	244,793
Oil & Natural Gas Fund	235	2,940,631	3,198,076
PEG Fee Fund	236	701,274	638,350
Fair Plaza Fund	240	46,215	56,050
Retained HUD Admin Fee Fund	274	404	403
Housing Assistance Fund	276	792,603	477,687
State/Federal Grants Fund	285	(196,629)	(39,629)
Transit System Fund	286	(573,066)	(197,870)
CDBG Grant Fund	294	(245,891)	(264,012)
HOME Grant Fund	295	279,404	306,465
Utilities Fund	502	5,934,503	6,659,872
Utilities Construction Fund	503	6,415,548	7,254,955
Utilities Debt Service Fund	504	3,400,566	1,905,999
Utilities Debt Reserve Fund	505	1,494,925	1,494,925
Revenue Bond Series 2015	517	473,800	733,557
Airport Fund	524	497,487	549,797
Airport Grant Fund	525	(1,048,161)	(1,507,286)
Solid Waste Fund	560	635,949	125,612
Solid Waste Capital Projects Fund	562	455,607	519,697
Storm Water Management	575	1,051,045	(117,210)
Productivity Improvement Fund	639	338,551	225,258
Fleet Replacement Fund	640	6,922,990	7,712,983
Prop, Liab, W/C Insurance Fund	650	836,989	877,669
Employee Benefits Fund	661	2,530,698	1,197,068
Prop & Facility Management Fund	663	1,070,874	1,150,080
Technology Fund	671	363,735	738,662
Payroll Fund	710	4,001	1,114,076
Cemetery Trust Fund	713	2,984,852	2,974,190
Landfill Trust Fund	720	2,631,182	2,609,051
Retiree Benefits Fund	761	629,587	13,311
Section 125 Trust Fund	772	189,834	193,504
Total		83,185,786	79,688,162