

## What has changed?

- No Special Use Permit required
- Front yard fences must be at least 50% open
- Front yard fences must be constructed of wood, brick, wrought iron, stone or other masonry materials
- Driveway gates are to be set back at least 25 feet from the front property line
- These new regulations will only apply to new fence construction as of November 8, 2017
- Existing front yard fences in residential districts, which are legally constructed are considered grandfathered



Retrieved from <http://www.frenchquartercondotrends.com/?p=2181>

## QUESTIONS?

City of Tyler  
Planning Department

423 W. Ferguson St.  
P.O. Box 2039  
Tyler, TX 75710-2039

(903) 531-1175 Office  
(903) 531-1170 Fax

Monday-Friday  
8 a.m. to 5 p.m.

[www.tylerpz.org](http://www.tylerpz.org)  
[www.cityoftyler.org](http://www.cityoftyler.org)




This brochure is designed to provide information on various regulations administered and enforced by the City of Tyler.

The purpose of the brochure is to provide citizens with basic, easy-to-use information regarding city codes and services. It's not intended to be an exhaustive list of city ordinances pertaining to fencing

Cover photo retrieved from: <http://istorehip.org/review/2016-valve/>

# RESIDENTIAL FENCES

INFORMATION FOR  
HOMEOWNERS & CONTRACTORS



Planning Department  
[www.TylerPZ.org](http://www.TylerPZ.org)

## RESIDENTIAL FENCES

The City of Tyler is committed to ensuring an attractive and well maintained community. With the cooperation of the community, Tyler has maintained a high standard. This brochure highlights some of the major provisions of the City's ordinance about fence construction in residential areas.



## FENCE REGULATIONS

### • Front Yard Fences

No taller than four feet in height

Fences located in the front yard will be required to be at least 50 percent open

No Special Use Permit needed

### • Fence Materials

A fence shall be constructed of wood, brick, wrought iron, stone or other masonry materials.

### • Retaining Walls

A Building Permit is required for walls equal to or greater than four feet in height.

### • Side Yard

Maximum height of eight feet. Allowed up to property line.

### • Rear Yard

Maximum height of eight feet. Generally a fence shall be made of normal fencing materials such as wood, wire, brick, stone, concrete, etc. Allowed up to the property line.

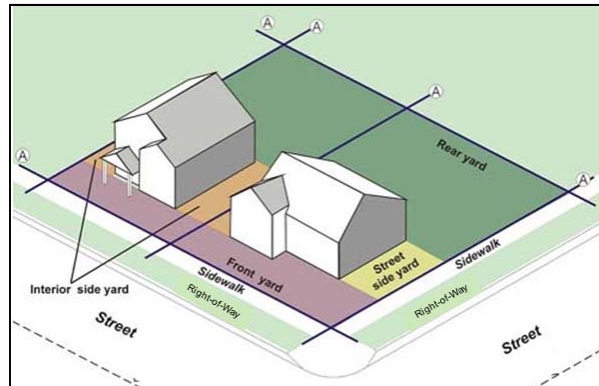
### • Swimming Pool Fencing

Every residential pool must be completely surrounded by a fence, wall or building not less than four feet in height. Entrances should be protected by a substantial gate or door equipped with self-closing or self-latching devices capable of keeping such gate securely closed when not in use.

### What if I have an existing front yard fence?

These new regulations will only apply to new fence construction as of November 8, 2017.

Existing front yard fences in residential districts, which are legally constructed are considered grandfathered. Newly constructed fences will have to meet the current regulations.

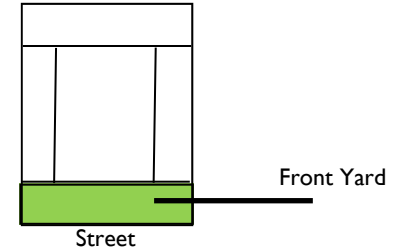


Retrieved from <http://dustininc.wordpress.com/2011/10/27/common-property-line-issues/>

The above picture illustrates the property lines (labeled A), front yard, side yard, rear yard and right-of-way.

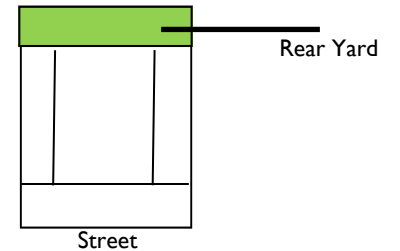
## FRONT YARD DEFINITION

The required area of open space, as determined by the minimum front yard setback, between any building or structure, extending across the full width of the lot, the depth of which will be the least between the front lot line and the nearest point of the exterior face of any building or structure.



## REAR YARD DEFINITION

The required area of open space, as determined by the minimum rear yard setback, between any building or structure and the rear lot line. Extending across the full width of the lot, the depth of which will be the least distance between the rear lot line and the nearest point of the exterior face of the main building or structure.



## SIDE YARD DEFINITION

The required area of open space, as determined by the minimum side yard setback, between any building or structure and a side lot line, extending from the front yard to the rear yard, the width of which will be the least distance between the side lot line and the nearest point of the exterior face of any building or structure.

