



FY 2019-2022

TRANSPORTATION IMPROVEMENT PROGRAM



TYLER AREA METROPOLITAN PLANNING ORGANIZATION

Prepared by: Tyler Area Metropolitan Planning Organization

In Cooperation with: Tyler Transit, Texas Department of Transportation, Federal Highway Administration, and Federal Transit Administration

Adopted: May 24, 2018

Amended: November 15, 2018, January 24, 2019, March 28, 2019

TABLE OF CONTENTS

INTRODUCTION	1
PURPOSE	3
DEFINITION OF AREA	3
PUBLIC PARTICIPATION PROCESS	3
PROJECT SELECTION PROCESS	4
TRANSPORTATION PERFORMANCE MANAGEMENT	4
ENVIRONMENTAL JUSTICE	6
PROGRESS FROM PREVIOUS YEARS	11
AIR QUALITY ISSUES	12
AMERICANS WITH DISABILITIES ACT	17
GLOSSARY	18
HIGHWAY PROJECT LISTING – MOBILITY	19
FY 2019 MOBILITY PROJECT LISTING	20
FY 2020 MOBILITY PROJECT LISTING	21
FY 2021 MOBILITY PROJECT LISTING	22
FY 2022 MOBILITY PROJECT LISTING	23
TRANSIT PROJECT LISTING	24
FY 2019 PROJECT LISTING	25
FY 2020 PROJECT LISTING	27
FY 2021 PROJECT LISTING	29
FY 2022 PROJECT LISTING	31
FINANCIAL SUMMARY	33
ANNUAL SELF-CERTIFICATION	36
APPENDICES	37
APPENDIX A: HIGHWAY PROJECT LISTING – NON-MOBILITY	38
GROUPED PROJECT CSJ TABLE 1	39
NON-MOBILITY PROJECT LISTING	41
APPENDIX B: METROPOLITAN AREA BOUNDARY MAP	65
APPENDIX C: PROJECT UNDERGOING ENVIRONMENTAL	66
ASSESSMENT	

INTRODUCTION

In accordance with the Fixing America's Surface Transportation Act (FAST Act), the Tyler Area Metropolitan Planning Organization (TAMPO), in cooperation with the State of Texas and affected transit operators, has developed this Transportation Improvement Program (TIP) for the Tyler Area Metropolitan Area. The purpose of this document is to provide the public, Federal Highway Administration (23 Code of Federal Regulations (CFR) Part 450) and Federal Transit Administration (49 CFR Part 613), and other interested parties with a priority list of projects and project segments to be carried out within a four year period after the adoption of the TIP. A financial plan is part of this document. This financial plan demonstrates how the TIP can be implemented, and indicates resources from public and private sources that are reasonably expected to be made available to carry out the program. This document covers the four year fiscal period of 2019-2022.

The projects included in this TIP originated from the Metropolitan Transportation Plan (MTP) or long-range plan. The TAMPO Transportation Policy Committee adopted the MTP on December 4, 2014. The MTP is updated every five years and now covers the planning period through the year 2040. The TIP is a four-year planning document, updated every two years; this TIP will cover the four-year period from October 2019 through September 2022.

In compliance with 23 CFR Part 450, the TIP shall include all of the following:

- A. Capital and non-capital surface transportation projects (or phases of projects) within the boundaries of the metropolitan planning area proposed for funding under 23 United States Code and 49 United States Code Chapter 53 (including transportation enhancements; Federal Land Highway program projects; safety projects included in the State's Strategic Highway Safety Plan; trails projects; pedestrian walkways; and bicycle facilities);
 - 1) Safety projects funded under 23 U.S.C. 402 and 49 U.S.C. 31102;
 - 2) Metropolitan planning projects funded under 23 U.S.C. 104(f), 49 U.S.C. 5305(d), and 49 U.S.C. 5339;
 - 3) State planning and research projects funded under 23 U.S.C. 505 and 49 U.S.C. 5305(e);
 - 4) At the discretion of the State and MPO, State planning and research projects funded with National Highway System, Surface Transportation Program, and/or Equity Bonus funds;
 - 5) Emergency relief projects (except those involving substantial functional, locational, or capacity changes);
 - 6) National planning and research projects funded under 49 U.S.C. 5314; and
 - 7) Project management oversight projects funded under 49 U.S.C. 5327.

- B. All regionally significant projects requiring action by the Federal Highway Administration or the Federal Transit Administration whether or not the projects are to be funded under title 23 United States Code Chapters 1 and 2 or title 49 United States Code Chapter 53 (e.g., addition of an interchange to the Interstate System with state, local, or private funds and congressionally designated projects not funded under 23 United States Code or 49 United States Code Chapter 53). For public information and conformity purposes, the TIP shall include all regionally significant projects proposed to be funded with federal funds other than those administered by the Federal Highway Administration or the Federal Transit Administration, as well as all regionally significant projects to be funded with nonfederal funds;
- C. Provide the following for each project or phase (e.g., preliminary engineering, environment/NEPA, right-of-way, design, or construction):
- 1) Sufficient descriptive material (*i.e.*, type of work, termini, and length) to identify the project or phase;
 - 2) Estimated total project cost, which may extend beyond the four years of the TIP;
 - 3) The amount of Federal funds proposed to be obligated during each program year for the project or phase (for the first year, this includes the proposed category of Federal funds and source(s) of non-Federal funds. For the second, third, and fourth years, this includes the likely category or possible categories of Federal funds and sources of non-Federal funds);
 - 4) Identification of the agencies responsible for carrying out the project or phase;
 - 5) In nonattainment and maintenance areas, identification of those projects which are identified as TCMs in the applicable SIP;
 - 6) In nonattainment and maintenance areas, included projects shall be specified in sufficient detail (design concept and scope) for air quality analysis in accordance with the EPA transportation conformity regulation (40 CFR part 93); and
 - 7) In areas with Americans with Disabilities Act required paratransit and key station plans, identification of those projects that will implement these plans.
- D. A financial plan that demonstrates how the approved TIP can be implemented, indicates resources from public and private sources that are reasonably expected to be made available to carry out the TIP, and recommends any additional financing strategies for needed projects and programs.

PURPOSE

The purpose of the TIP is to list the transportation improvements that are scheduled to be implemented within the next four fiscal years. This plan provides the guide to Federal Highway Administration, Federal Transit Administration, Texas Department of Transportation, and local officials for budgeting funds and planning design and construction of transportation and transit improvements for the near future.

A project must be included in the MTP (long-range plan) and then the TIP (short-range plan) in order to be eligible for any federal funding. The TIP may be amended as funding levels change or transportation needs change. Amendments to the TIP updating or adjusting amounts of listed projects, let dates, project numbers, and similar amendments are administrative in nature and will not require approval by the TAMPO Policy Committee following concurrence by Texas Department of Transportation.

DEFINITION OF AREA

The Tyler Metropolitan Planning Area includes the entire urbanized area of Tyler as defined by the 2010 Census. It includes the immediate and contiguous urban area surrounding the City of Tyler most likely to be impacted by urban development during the next 25 years. The total area encompassed by the boundary is approximately 640 square miles and includes the cities of Tyler, Whitehouse, Lindale, New Chapel Hill, Noonday, Hideaway and a portion of Bullard within Cherokee County. Please see Appendix B for the Metropolitan Area Boundary Map as approved by the TAMPO Policy Committee in 2013.

PUBLIC PARTICIPATION PROCESS

The 2019-2022 TIP was developed in accordance with the Public Participation Plan of TAMPO. The Public Participation Plan requires one public meeting to be held to present the TIP and provides for a 10-day comment period prior to the adoption of the program. A legal notice was published in the Tyler Morning Telegraph newspaper at least 72 hours prior to the beginning of the 10 day comment period; notices were posted at least 72 hours before the comment period. Additional opportunities for public involvement will be provided when and if this document is revised.

Prior to the public meeting, notices and agendas were distributed to the Tyler-area news media and were posted at the Tyler Development Center, Smith County Courthouse, and Tyler City Hall. A copy of the draft TIP was made available on the TAMPO website which can be accessed at www.tylerareampo.org. The draft TIP, final version, past TIPs, and other TAMPO documents also may be accessed on that website.

PROJECT SELECTION PROCESS

Federally funded capacity expansion and new location projects included in the TIP are selected from the adopted MTP. Those projects included in the MTP are approved by the TAMPO Policy Committee through a criteria based grading methodology developed for the 2040 update. Projects advance to the Unified Transportation Program, as decided by the Texas Transportation Commission, and then to the State Transportation Improvement Program based on available funding and Texas Department of Transportation resources. TAMPO is opting to utilize the statewide programming numbers (Statewide Control Section Job Numbers) for non-mobility federally funded projects. Note: The Statewide Transportation Improvement Program will show a lump sum amount for projects listed with the statewide control section job number in non-mobility projects. See the non-mobility project listing.

TRANSPORTATION PERFORMANCE MANAGEMENT

The intent of transportation performance management is to provide key information to help decision makers understand the consequences of investment decisions across transportation assets or modes, improve communications between decision makers, stakeholders and the traveling public, and ensure targets and measures are developed in cooperative partnerships and based on data and objective information.

The purpose is to use the system information to achieve national performance goals established by Congress under 23 U.S.C. 150(b) which include:

- 1) Safety - To achieve a significant reduction in traffic fatalities and serious injuries on all public roads.
- 2) Infrastructure Condition - To maintain the highway infrastructure asset system in a state of good repair
- 3) Congestion Reduction - To achieve a significant reduction in congestion on the National Highway System
- 4) System Reliability - To improve the efficiency of the surface transportation system
- 5) Freight Movement and Economic Vitality - To improve the national freight network, strengthen the ability of rural communities to access national and international trade markets, and support regional economic development.
- 6) Environmental Sustainability - To enhance the performance of the transportation system while protecting and enhancing the natural environment.
- 7) Reduced Project Delivery Delays - To reduce project costs, promote jobs and the economy, and expedite the movement of people and goods by accelerating project completion through eliminating delays in the project development and delivery process, including reducing regulatory burdens and improving agencies' work practices.

To address these goals, performance targets have been established by the State and providers of public transportation. The MPO has the option to accept these targets or adopt its own. TAMPO has chosen to adopt the targets established TxDOT and Tyler Transit which include:

Safety

Performance Measure	Year	Target/Data	Source
Total Number of traffic fatalities	2015	3,582	FARS
	2016	3,776	ARF
	2017	3,726	CRIS
	2018	3,891	Target
	2019	3,980	Target
Total number of serious injuries	2015	17,110	CRIS
	2016	17,602	CRIS
	2017	17,546	CRIS
	2018	18,130	Target
	2019	18,367	Target
Fatalities per 100 million vehicle miles traveled	2015	1.39	FARS
	2016	1.39	ARF
	2017	1.36	CRIS
	2018	1.46	Target
	2019	1.47	Target
Serious Injuries per 100 million vehicle miles traveled	2015	6.63	CRIS
	2016	6.49	CRIS
	2017	6.39	CRIS
	2018	6.64	Target
	2019	6.60	Target
Total number of non-motorized fatalities and serious injuries	2015	2,036	FARS-CRIS
	2016	2,301	ARF-CRIS
	2017	2,148	CRIS
	2018	2,309	Target
	2019	2,394	Target

The ultimate goal is to reach zero crashes and fatalities. The 2019 targets represent an incremental improvement toward achieving this goal.

Transit Asset Management

Tyler Transit has adopted the Transit Asset Management Plan 2019. The plan identifies that Tyler Transit will be utilizing a rolling stock performance measure to identify whether a particular asset has met or exceeded their useful life benchmark. The age performance measures will be on target and aligned with funding streams posted in the TIP/STIP. The Transit facility is currently at an adequate rating of 3.4 due to its age. The adopted targets for the applicable performance measures in rolling stock were gathered using the useful life

standards benchmark as per Texas Department of Transportation – Public Transportation Network vehicle useful life standards chart. The expected result of the TIP action in relation to the achievement of the targets herein are to have a fully operating fleet that is in good health.

Bridges

Performance Measure	Baseline	2020 Target	2022 Target
NHS Bridge Deck Condition			
% in "good condition"	50.63%	50.58%	50.42%
% in "poor" condition	0.88%	0.80%	0.80%

Pavement Conditions

Performance Measure	Baseline	2020 Target	2022 Target
Pavement on IH			
% in "good condition"			66.4%
% in "poor" condition			0.3%
Pavement on non-IH NHS			
% in "good condition"	54.4%	52.0%	52.3%
% in "poor" condition	13.8%	14.3%	14.3%

System Performance

Performance Measure	Baseline	2020 Target	2022 Target
NHS Travel Time Reliability			
IH Level of Travel Time Reliability	79.6%	61.2%	56.6%
Non-IH Level of Travel Time Reliability			55.4%
Truck Travel Time Reliability	1.50	1.70	1.79

ENVIRONMENTAL JUSTICE

The intent of Environmental Justice is to avoid, minimize, or mitigate disproportionately high and adverse effects on minority and low-income populations; and ensure the full and fair participation by all potentially affected communities in the transportation decision-making process. The federal government has identified environmental justice as an important goal in transportation, and local and regional governments must incorporate environmental justice into transportation planning.

The legal foundation for environmental justice considerations is Title VI of the Civil Rights Act of 1964, which prohibits discrimination in any program receiving federal assistance. The Civil Rights Restoration Act of 1987 broadened the scope of Title VI, clarified the intent, and expanded the definition of the terms

"programs and activities" to include all programs and activities of federal aid recipients, sub-recipients and contractors, whether such programs are federally assisted or not.

In 1994, an Executive Order (Number 12898) directed every federal agency including the United States Department of Transportation to identify and address the effects of all programs, policies, and activities on "minority populations and/or low-income populations". This order was consistent with Title VI in considering fundamental environmental justice principles affecting low income and minority populations. The three fundamental environmental justice principles are to:

- Avoid, minimize or mitigate disproportionately high and adverse human health and environmental effects, including social and economic effects on minority populations and low-income populations.
- Ensure the full and fair participation by all potentially affected communities.
- Prevent the denial of, reduction in, or significant delay in the receipt of benefits by minority and low-income populations.

In 1997, the United State Department of Transportation issued an order that summarized and expanded on environmental justice requirements. The United State Department of Transportation order applies to all transportation planning policies decisions, and activities undertaken, funded, or approved by Federal Highway Administration, Federal Transit Administration, and Metropolitan Planning Organizations among other United State Department of Transportation components. The Federal Highway Administration and the Federal Transit Administration have jointly issued policy guidance on how environmental justice concerns can be incorporated into metropolitan transportation planning.

Environmental Justice and Transportation Planning in Tyler

As the agency responsible for coordinating the regional transportation planning process, TAMPO shall make sure that all segments of the population have been invited to the planning process; TAMPO objectives that relate to the public transportation system, the protection of the natural environment and social systems, and the public involvement process support environmental justice. This support should be evident throughout the transportation planning process, including those processes for the MTP, TIP, and specific project planning.

The 2040 MTP undertook the following processes to incorporate the three environmental justice principles:

- Identify minority and low-income populations.
- Ensure public outreach effort reaches out to minority and other underrepresented groups.
- Overlay environmental justice maps with the recommended long range transportation improvements to assess broadly potential adverse impacts

or disproportionate allocation of long range transportation investments towards minority and/ or low-income populations.

Environmental Justice Populations

For environmental justice analysis, the whole of Smith County is included. The geographic unit of analysis used is the Census Block Group as defined by the United States Census Bureau. The analysis uses data from the 2010 Census.

Minority Census Block Groups

An environmental justice area is defined as a census block group that has a high concentration of minority and/or low-income populations when compared to the overall planning area. The minority population of individual census block groups in Smith County ranges from 1.2% to 98%. Minority environmental justice census block groups are determined by the minority (non-white) percentage of the population in a census block group. Any census block group with a minority population percentage equal to or greater than 50% is considered a minority environmental justice area. Of the planning area's 124 census block groups, 28 have a minority population equal to or greater than 50%. These census block groups are selected for environmental justice analysis, and are shown in Figure 1. As observed on the map, census block groups having high minority population are in Tyler and are generally inside Loop 323. One census block group located east of Loop 323 along TX 31 and partly within the metropolitan planning area has nearly 60% minority.

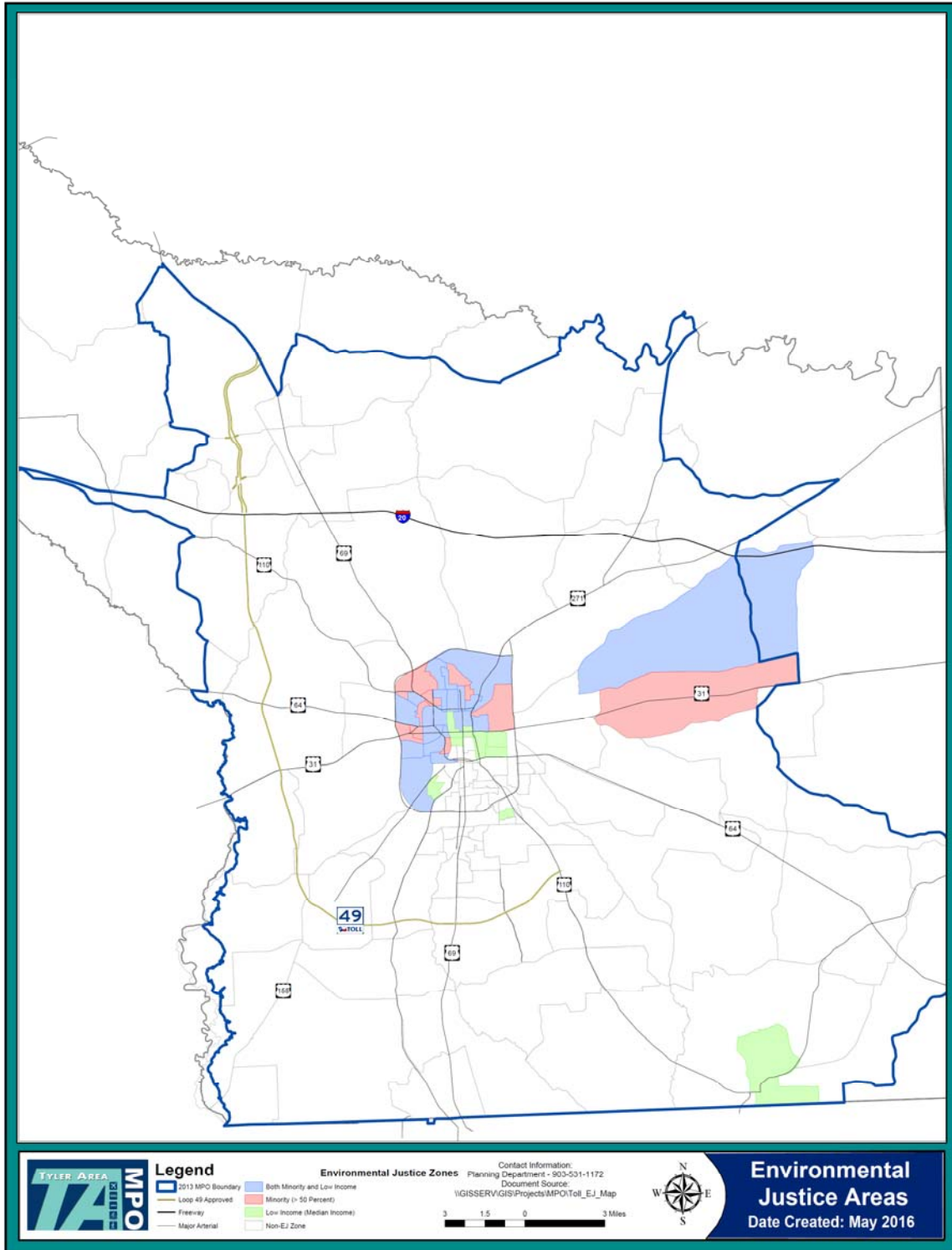
Low-Income Census Block Groups

The Department of Housing and Urban Development's definition of low-income in Title 24 Code of Federal Regulations 5.603(b) is adopted to determine which census blocks in the county have high concentrations of low-income households. The Department of Housing and Urban Development defines low-income as "a family whose annual income does not exceed 80 percent of the median income for the area." The distribution of median household incomes (in 2013 dollars) across all census block groups in Smith County is about \$41,607. The criteria for determining a low-income census block group is determined as those census block groups with household median income of 80% of \$34,700 or \$33,285 and below. Of the planning area's 124 census block groups, 26 census block groups have median incomes less than \$33,285 and therefore qualify as low-income environmental justice areas. The census block groups selected for environmental justice analysis are shown in Figure 1. As observed on the map, census block groups having high low-income population also are generally located in Tyler inside Loop 323.

Environmental Justice Analysis

Looking at Figure 1, one can observe that the minority and low-income census block groups are closely related. That is, they are concentrated in Tyler largely inside Loop 323. The Tyler planning area follows the trend in the majority of United States cities in having a low-income and high minority city core with more affluent and mostly white suburbs. TAMPO is committed to avoiding disproportionately adverse impacts on minority and low-income populations, as well as disproportionate adverse impacts on the elderly, persons with disabilities, and those without private automobiles for inclusion in public involvement efforts and for transportation needs assessments. TAMPO uses several techniques to ensure underserved populations are involved in the transportation planning process. Techniques include staff presentations to community groups, providing public notices, and advertising in newspapers that serve minority populations.

ENVIRONMENTAL JUSTICE AREAS FIGURE 1



PROGRESS FROM PREVIOUS YEARS

Regional highway and transit progress for projects listed in the Metropolitan Transportation Plan and Transportation Improvement Plan is reported annually through an annual listing of projects. The previous annual listings of obligated projects for the past four years are available to review on the MPO webpage.

In addition to the items listed in the MPO's transportation plans, TAMPO's Pedestrian Access Study (2010) was used by the City of Tyler to request Transportation Alternative grant funding for the construction of new sidewalks in along major streets including:

- 5th Street
- Beckham Avenue
- Bow Street
- Broadway Avenue
- Erwin Street
- Front Street
- Garden Valley Road
- Gentry Parkway
- Glenwood Boulevard
- Houston Street
- Mockingbird Lane
- North Northwest Loop 323
- Martin Luther King Jr. Boulevard
- Palace Avenue
- Vine Street

AIR QUALITY ISSUES

The Clean Air Act requires the United States Environmental Protection Agency to set limits on how much of a particular pollutant can be in the air anywhere in the United States. National Ambient Air Quality Standards (NAAQS) are the pollutant limits set by the Environmental Protection Agency; they define the allowable concentration of pollution in the air for six different pollutants:

- Carbon Monoxide;
- Lead;
- Nitrogen Dioxide;
- Particulate Matter;
- Ozone, and
- Sulfur Dioxide.

The Clean Air Act specifies how areas within the country are designated as either “attainment” or “non-attainment” of an air quality standard, and provides Environmental Protection Agency the authority to define the boundaries of non-attainment areas. For areas designated as non-attainment for one or more National Ambient Air Quality Standards, the Clean Air Act defines a specific timetable to attain the standard and requires that non-attainment areas demonstrate reasonable and steady progress in reducing air pollution emissions until such time that an area can demonstrate attainment. Each state must develop and submit a State Implementation Plan that addresses each pollutant for which it fails to meet the National Ambient Air Quality Standards. Individual state air quality agencies are responsible for defining the overall regional plan to reduce air pollution emissions to levels that will enable attainment and maintenance of the National Ambient Air Quality Standards. This strategy is articulated through the State Implementation Plan.

Early Action Compact

Ozone concentrations measured at the Gregg County Airport near Longview have exceeded both the 1-hour and 8-hour National Ambient Air Quality Standards for ozone. In 1996, the Tyler/Longview/Marshall area became a Flexible Attainment Region and a mechanism for developing strategies to attain the 1-hour ozone standard was implemented under a Memorandum of Agreement (Flexible Attainment Region Memorandum of Agreement, September 16, 1996). The Tyler/Longview/Marshall area receives funding from the Texas legislature to address ozone air quality issues. These resources have funded studies through the East Texas Council of Governments under the technical and policy direction of the North East Texas Air Care organization. In 1999, the consulting firm ENVIRON completed an ozone modeling study for two 1-hour ozone episodes that included future year modeling for 2007 and an evaluation of local emission reduction strategies. In May 2002, a State Implementation Plan for

Northeast Texas that demonstrated attainment of the 1-hour ozone standard by 2007 was submitted.

In 1997, the Environmental Protection Agency promulgated an 8-hour National Ambient Air Quality Standards for ozone that was more stringent than the previous 1-hour standard. The 8-hour ozone National Ambient Air Quality Standards was challenged in court and was eventually upheld in 2002 by the United States Supreme Court. Environmental Protection Agency designated all five North East Texas Air Care counties as 8-hour ozone attainment areas on April 15, 2004.

On December 20, 2002, local governments in a five county area of Northeast Texas (Gregg, Harrison, Rusk, Smith, and Upshur counties) entered into an Early Action Compact with the Environmental Protection Agency and Texas Commission on Environmental Quality. The purpose of the early action compact was to develop and implement a Clean Air Action Plan that would reduce ground level ozone concentrations throughout the five county area to comply with the 8-hour ozone standard by December 31, 2007 and maintain the standard beyond that date.

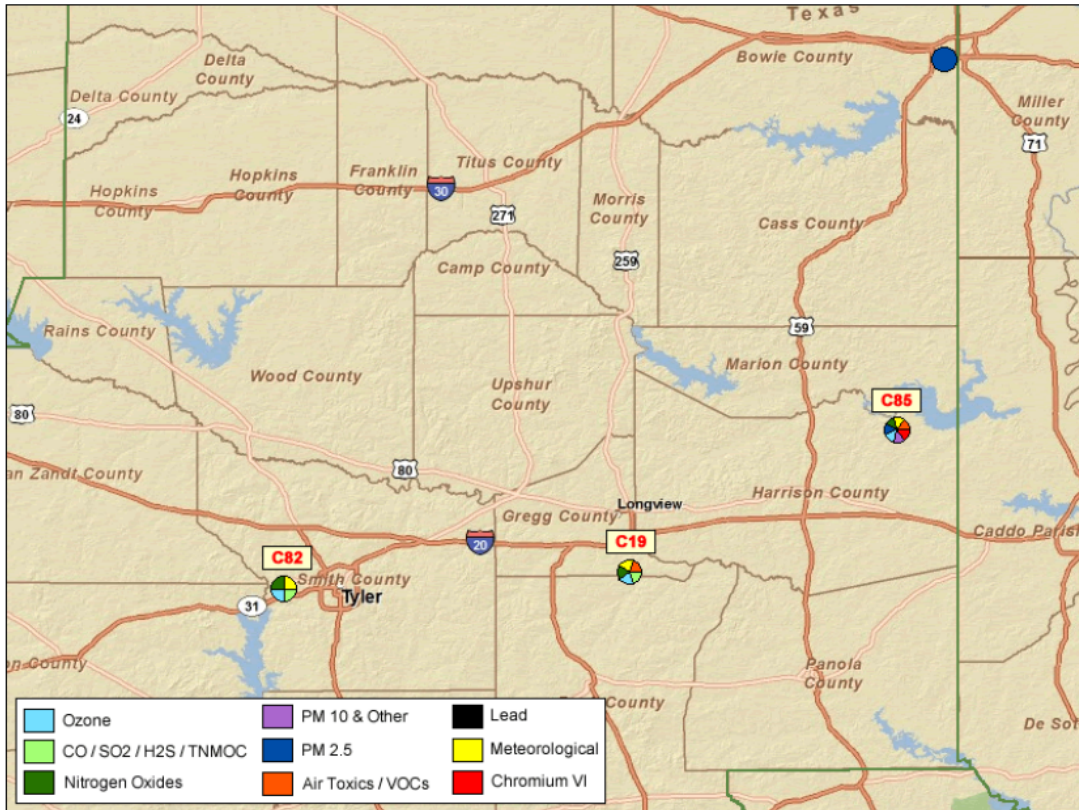
In exchange for early implementation action for the 8-hour ozone standard, Environmental Protection Agency deferred the effective dates of designation for those areas that would have been designated nonattainment for the 0.08 parts per million 8-hour ozone National Ambient Air Quality Standards. The deferral of the effective date had the effect of also deferring the application of specific Clean Air Act requirements in these early action compact areas, including the New Source Review and Conformity Programs. The early action compact program concluded in the spring of 2008. At that time, the Environmental Protection Agency designated as 'attainment' those early action compact areas that had attained the ozone National Ambient Air Quality Standards and affirmed a nonattainment designation for the one area that had not attained the National Ambient Air Quality Standards for ozone. Northeast Texas was recommended for attainment by the Governor Rick Perry on October 31, 2011, and declared in attainment by the Environmental Protection Agency on April 30, 2012.

Ozone Status and Trends

Figure 2 shows the locations of three active Continuous Air Monitoring Stations (CAMS-19, CAMS-82, and CAMS-85) in the Tyler/Longview/Marshall area of Northeast Texas. The Texas Commission on Environmental Quality operates these stations to monitor compliance with the National Ambient Air Quality Standards for ozone. Historically, the highest ozone concentrations have been recorded at the Longview monitor (CAMS-19) located at the Gregg County airport. Ozone monitoring commenced in 1995 at Tyler Airport (CAMS-86) although the monitor was relocated within the airport in 2000 due to construction and assigned a new number (CAMS-82).

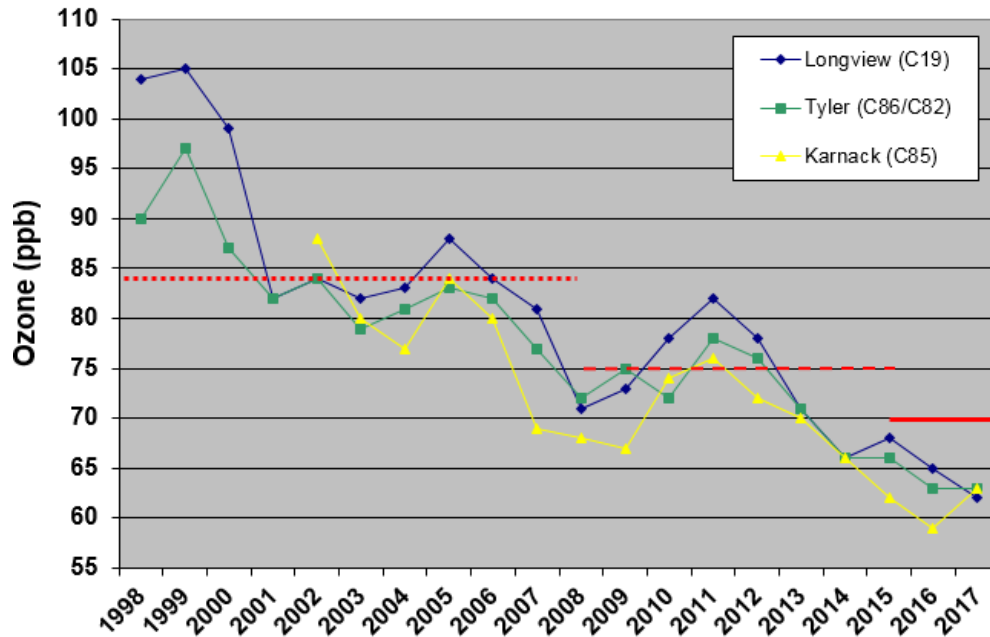
**CONTINUOUS AIR MONITORING STATIONS
FIGURE 2**

Northeast Texas CAMS Monitors



The annual 4th highest 8-hour ozone values at monitors in Northeast Texas for recent years are shown in graphical form in Figure 3. Figure 3 shows that since 2011, ozone levels have shown an overall decrease at all three Northeast Texas monitors. In 2017, the ozone levels increased to 63 ppb in Karnack, decreased to 62 ppb in Longview with no change in Tyler at 63 ppb.

**ANNUAL 4TH HIGHEST 8-HOUR OZONE VALUE
NORTHEAST TEXAS MONITORING SITES
FIGURE 3**



Northeast Texas Air Care (NETAC) is a voluntary association of governmental officials and representatives of industry and public interest groups working to address ozone air quality issues in the 5-county Northeast Texas area consisting of Gregg, Harrison, Rusk, Smith, and Upshur counties. As part of its air quality planning, NETAC is participating in EPA's Ozone Advance Program. This program is designed to foster collaboration between the EPA and local governments to reduce emissions of ozone precursors so that current attainment areas can continue to maintain compliance with the NAAQS.

The latest ozone readings indicate a likelihood that Northeast Texas will continue to be designated an attainment area. Staff will continue to monitor the air quality readings and participate on the NETAC to provide input and disseminate information to the region.

Transportation Planning and Air Quality

The primary causes of ozone in the environment are nitrogen oxides and volatile organic compound emissions from industrial facilities and electric utilities, motor vehicle exhaust, gasoline vapors, trees, and chemical solvents. According to the U.S. Department of Energy, transportation-related carbon dioxide emissions (a volatile organic compound) account for one third of total carbon dioxide emissions worldwide. A 2006 Federal Highway Administration publication indicated that the U.S. contributes 45% of the total worldwide vehicle emissions. That is why the Clean Air Act Amendments of 1990 contained a focus on the reduction of vehicle emissions through transportation planning.

Emissions from automobiles and trucks are one source of ground level ozone and therefore future traffic volumes and congestion levels may impact attainment status in the Tyler region. In developing transportation programs and policies, efforts should be taken to ensure that these environmental impacts are considered and that transportation planning is compatible with federal and state air quality requirements.

There are several methods to control ozone including annual inspections of automobiles to measure tailpipe exhaust and the installation of special nozzles on gas pumps that collect vapors. Additionally, other methods include educating the public about carpooling or various rideshare programs and actively promoting the Tyler Transit system. Increasing ridership on the transit system will aid in the decrease of ozone and automobile emissions.

As part of Northeast Texas' Clean Air Action plan, a number of enforceable and voluntary measures were identified to control emission levels in the region. Initiatives that are currently being undertaken to help control on road vehicle emissions include:

- The Department of Energy "Clean Cities Program" voluntary on-road vehicle emission reductions, the East Texas Clean Cities Coalition, coordinated by the East Texas Council of Governments, has successfully obtained a Clean Cities Designation for the region from Department of Energy. East Texas Clean Cities Coalition promotes the use of alternative fuels to gasoline and diesel, such as propane, natural gas, ethanol, and biodiesel.
- Public awareness program: The Northeast Texas Air Care runs an annual public education and ozone awareness program for the five county Tyler/Longview/Marshall area. The program includes the following elements: an ozone watch and warning communications network between local governments and industries to communicate ozone action day forecasts issued by the Texas Commission of Environmental Quality; a North East Texas Air Care website (<http://www.netac.org>); production and distribution of public service announcements; school programs and

teacher training workshops; distribution of public information and educational materials; and an annual ozone season kick-off meeting for northeast Texas.

AMERICANS WITH DISABILITIES ACT

Paratransit is a shared ride public transportation service, allowing door to door assistance, to people with disabilities who are unable to use fixed-route buses. The paratransit system offers transportation to certified riders using modern, handicap accessible vehicles. Riders who are unable to access vehicles by using steps may use the wheelchair lift.

The Texas Department of Transportation, Tyler District, continues to build American with Disabilities Act compliant curb ramps as part of their annual letting program. Americans with Disabilities Act compliant design standards are used as part of the design process for all major mobility projects undertaken in the region.

TAMPO has chosen to show both mobility and non-mobility projects for the area. The non-mobility or “grouped” projects are included in Appendix A.

GLOSSARY

Federal Funding Categories:

Major categories of Federal funding as established by the FAST Act and include:

Category	Description
1	Preventive Maintenance and Rehabilitation
2U	Urban Area (Non- TMA) Corridor Projects
3	Non-Traditionally Funded Transportation Project
4	Statewide Connectivity Corridor Projects
5	Congestion Mitigation and Air Quality (CMAQ)
6	Structures (Bridges)
7	Metropolitan Mobility and Rehabilitation
8	Safety
9TE	Transportation Enhancements
9 TAP	Transportation Alternatives
10	Supplemental Transportation Projects
11	District Discretionary
12	Strategic Priority

Control Section Job (CSJ):

Project identification code assigned by the Texas Department of Transportation used to tie projects to the Unified Transportation Plan.

MPO Project ID:

Project identification code assigned by TAMPO used to relate projects to the Metropolitan Transportation Plan.

Year Of Expenditure (YOE) Cost:

Anticipated project cost taking into account forecasted inflation.

**HIGHWAY PROJECTS:
MOBILITY**

STATEWIDE TRANSPORTATION IMPROVEMENT PROGRAM
TIP FY 2019-2022
TYLER METROPOLITAN PLANNING ORGANIZATION
FY 2019

DISTRICT	MPO	COUNTY	CSJ	TIP FY	HWY	PHASE	CITY	YOE COST
TYLER	TYLER AREA	SMITH		2019				\$ -
LIMITS FROM:						PROJECT SPONSOR:		
LIMITS TO:						REVISION DATE:		
PROJECT						MPO PROJ NUM:		
DESC:						FUNDING CAT(S):		
REMARKS				PROJECT HISTORY:				
P7:				HISTORY:				
TOTAL PROJECT COST INFORMATION				AUTHORIZED FUNDING BY CATEGORY/SHARE				
PRELIM ENG:	\$ -	COST OF APPROVED PHASES:	CATEGORY	FEDERAL	STATE	LOCAL	LC	TOTAL
ROW PURCHASE:	\$ -			\$ -	\$ -	\$ -	\$ -	\$ -
CONST COST:	\$ -		TOTAL	\$ -	\$ -	\$ -	\$ -	\$ -
CONST ENG:	\$ -							
CONTING:	\$ -							
IND COSTS:	\$ -							
BND FINANCING:	\$ -							
POT CHG ORD:	\$ -							
TOTAL PRJ COST:	\$ -							

DISTRICT	MPO	COUNTY	CSJ	TIP FY	HWY	PHASE	CITY	YOE COST
TYLER	TYLER AREA	SMITH		2019				\$ -
LIMITS FROM:						PROJECT SPONSOR:		
LIMITS TO:						REVISION DATE:		
PROJECT						MPO PROJ NUM:		
DESC:						FUNDING CAT(S):		
REMARKS				PROJECT HISTORY:				
P7:				HISTORY:				
TOTAL PROJECT COST INFORMATION				AUTHORIZED FUNDING BY CATEGORY/SHARE				
PRELIM ENG:	\$ -	COST OF APPROVED PHASES:	CATEGORY	FEDERAL	STATE	LOCAL	LC	TOTAL
ROW PURCHASE:	\$ -			\$ -	\$ -	\$ -	\$ -	\$ -
CONST COST:	\$ -		TOTAL	\$ -	\$ -	\$ -	\$ -	\$ -
CONST ENG:	\$ -							
CONTING:	\$ -							
IND COSTS:	\$ -							
BND FINANCING:	\$ -							
POT CHG ORD:	\$ -							
TOTAL PRJ COST:	\$ -							

DISTRICT	MPO	COUNTY	CSJ	TIP FY	HWY	PHASE	CITY	YOE COST
TYLER	TYLER AREA	SMITH		2019				\$ -
LIMITS FROM:						PROJECT SPONSOR:		
LIMITS TO:						REVISION DATE:		
PROJECT						MPO PROJ NUM:		
DESC:						FUNDING CAT(S):		
REMARKS				PROJECT HISTORY:				
P7:				HISTORY:				
TOTAL PROJECT COST INFORMATION				AUTHORIZED FUNDING BY CATEGORY/SHARE				
PRELIM ENG:	\$ -	COST OF APPROVED PHASES:	CATEGORY	FEDERAL	STATE	LOCAL	LC	TOTAL
ROW PURCHASE:	\$ -			\$ -	\$ -	\$ -	\$ -	\$ -
CONST COST:	\$ -		TOTAL	\$ -	\$ -	\$ -	\$ -	\$ -
CONST ENG:	\$ -							
CONTING:	\$ -							
IND COSTS:	\$ -							
BND FINANCING:	\$ -							
POT CHG ORD:	\$ -							
TOTAL PRJ COST:	\$ -							

PHASE: C=CONSTRUCTION, E=ENGINEERING, R=ROW, T=TRANSFER

*FUNDING NOT FIXED

STATEWIDE TRANSPORTATION IMPROVEMENT PROGRAM
TIP FY 2019-2022
TYLER METROPOLITAN PLANNING ORGANIZATION
FY 2020

DISTRICT	MPO	COUNTY	CSJ	TIP FY	HWY	PHASE	CITY	YOE COST
TYLER	TYLER AREA	SMITH	0910-16-144	2020	CS	C,E	TYLER	\$ 1,175,658
LIMITS FROM:		VARIOUS CITY STREETS		PROJECT SPONSOR:				CITY OF TYLER
LIMITS TO:		IN THE CITY OF TYLER		REVISION DATE:				07/2018
PROJECT		STRIPE VARIOUS CITY STREETS FOR BICYCLE LANES				MPO PROJ NUM:		
DESC:						FUNDING CAT(S):		
REMARKS		TYLER BIKE STRIPE		PROJECT		TXDOT - 2017 TASA SELECTION 10/26/17 MO# 115076		
P7:				HISTORY:				
TOTAL PROJECT COST INFORMATION				AUTHORIZED FUNDING BY CATEGORY/SHARE				
PRELIM ENG:	\$ 46,004	COST OF APPROVED PHASES:	CATEGORY	FEDERAL	STATE	LOCAL	LC	TOTAL
ROW PURCHASE:	\$ -		9	\$ 940,526	\$ -	\$ 235,132	\$ -	\$ 1,175,658
CONST COST:	\$ 1,114,319		TOTAL	\$ 940,526	\$ -	\$ 235,132	\$ -	\$ 1,175,658
CONST ENG:	\$ 15,335							
CONTING:	\$ -		\$ 1,175,658					
IND COSTS:	\$ -							
BND FINANCING:	\$ -							
POT CHG ORD:	\$ 1,175,658							
TOTAL PRJ COST:	\$ 2,351,316							

DISTRICT	MPO	COUNTY	CSJ	TIP FY	HWY	PHASE	CITY	YOE COST
TYLER	TYLER AREA	SMITH	0495-04-069	2020	IH 20	C, E, R	LINDALE	\$ 13,240,000
LIMITS FROM:		1 MI E OF TOLL 49 (HARVEY RD), E		PROJECT SPONSOR:				
LIMITS TO:		US 69 IN LINDALE		REVISION DATE:				07/2018
PROJECT		RAMP REVERSAL & ONE-WAY FRONTAGE ROADS				MPO PROJ NUM:		
DESC:						FUNDING CAT(S):		
REMARKS				PROJECT				
P7:				HISTORY:				
TOTAL PROJECT COST INFORMATION				AUTHORIZED FUNDING BY CATEGORY/SHARE				
PRELIM ENG:	\$ 799,980	COST OF APPROVED PHASES:	CATEGORY	FEDERAL	STATE	LOCAL	LC	TOTAL
ROW PURCHASE:	\$ 166,000		2U	\$ 6,792,000	\$ 1,698,000	\$ -	\$ -	\$ 8,490,000
CONST COST:	\$ 16,326,130		1	\$ 3,800,000	\$ 950,000	\$ -	\$ -	\$ 4,750,000
CONST ENG:	\$ 798,347		TOTAL	\$ 10,592,000	\$ 2,648,000	\$ -	\$ -	\$ 13,240,000
CONTING:	\$ 184,485		\$ 13,240,000					
IND COSTS:	\$ -							
BND FINANCING:	\$ -							
POT CHG ORD:	\$ 679,167							
TOTAL PRJ COST:	\$ 18,954,109							

DISTRICT	MPO	COUNTY	CSJ	TIP FY	HWY	PHASE	CITY	YOE COST
TYLER	TYLER AREA	SMITH		2020				\$ -
LIMITS FROM:				PROJECT SPONSOR:				
LIMITS TO:				REVISION DATE:				
PROJECT				MPO PROJ NUM:				
DESC:				FUNDING CAT(S):				
REMARKS				PROJECT				
P7:				HISTORY:				
TOTAL PROJECT COST INFORMATION				AUTHORIZED FUNDING BY CATEGORY/SHARE				
PRELIM ENG:	\$ -	COST OF APPROVED PHASES:	CATEGORY	FEDERAL	STATE	LOCAL	LC	TOTAL
ROW PURCHASE:	\$ -			\$ -	\$ -	\$ -	\$ -	\$ -
CONST COST:	\$ -		TOTAL	\$ -	\$ -	\$ -	\$ -	\$ -
CONST ENG:	\$ -							
CONTING:	\$ -		\$ -					
IND COSTS:	\$ -							
BND FINANCING:	\$ -							
POT CHG ORD:	\$ -							
TOTAL PRJ COST:	\$ -							

PHASE: C=CONSTRUCTION, E=ENGINEERING, R=ROW, T=TRANSFER

*FUNDING NOT FIXED

STATEWIDE TRANSPORTATION IMPROVEMENT PROGRAM
TIP FY 2019-2022
TYLER METROPOLITAN PLANNING ORGANIZATION
FY 2021

DISTRICT	MPO	COUNTY	CSJ	TIP FY	HWY	PHASE	CITY	YOE COST						
TYLER	TYLER AREA	SMITH	0606-01-007	2021	PR 16	C		\$ 905,036						
LIMITS FROM:	PARK MAINT RD IN TYLER ST PARK, SW						PROJECT SPONSOR:							
LIMITS TO:	CEDAR POINT CAMPING AREA EXIT						REVISION DATE: 07/2018							
PROJECT	CONSTRUCT ENTRANCE & PARKING THAT IS FURTHER BACK FROM FM 14 FOR NEW HEADQUARTERS BUILDING						MPO PROJ NUM:							
DESC:							FUNDING CAT(S): 10							
REMARKS				PROJECT HISTORY:		PREVIOUSLY LISTED UNDER CSJ 0910-16-120								
P7:														
TOTAL PROJECT COST INFORMATION				AUTHORIZED FUNDING BY CATEGORY/SHARE										
PRELIM ENG:	\$ 49,708	COST OF APPROVED PHASES:	CATEGORY	FEDERAL	STATE	LOCAL	LC	TOTAL						
ROW PURCHASE:	\$ -								10	\$ -	\$ 905,036	\$ -	\$ -	\$ 905,036
CONST COST:	\$ 1,014,455								TOTAL	\$ -	\$ 905,036	\$ -	\$ -	\$ 905,036
CONST ENG:	\$ 49,606													
CONTING:	\$ 11,463								\$ 905,036					
IND COSTS:	\$ -													
BND FINANCING:	\$ -													
POT CHG ORD:	\$ -													
TOTAL PRJ COST:	\$ 1,125,232													

DISTRICT	MPO	COUNTY	CSJ	TIP FY	HWY	PHASE	CITY	YOE COST						
TYLER	TYLER AREA	SMITH	0522-04-032	2021	FM 16	C, E, R		\$ 24,740,000						
LIMITS FROM:	4 MI W OF FM 849 (CR481-E), E						PROJECT SPONSOR:							
LIMITS TO:	US 69 IN LINDALE						REVISION DATE: 07/2018							
PROJECT	WIDEN 2 LNS TO 4 LNS W/FLUSH MEDIAN,US69 TO TOLL 49 EXTNNS						MPO PROJ NUM: ST-8							
DESC:							FUNDING CAT(S): 2U, 1							
REMARKS				PROJECT HISTORY:										
P7:														
TOTAL PROJECT COST INFORMATION				AUTHORIZED FUNDING BY CATEGORY/SHARE										
PRELIM ENG:	\$ 1,349,776	COST OF APPROVED PHASES:	CATEGORY	FEDERAL	STATE	LOCAL	LC	TOTAL						
ROW PURCHASE:	\$ 12,500,000								2U	\$ 19,784,000	\$ 4,946,000	\$ -	\$ -	\$ 24,730,000
CONST COST:	\$ 27,546,460								1	\$ 8,000	\$ 2,000	\$ -	\$ -	\$ 10,000
CONST ENG:	\$ 1,366,304								TOTAL	\$ 19,792,000	\$ 4,948,000	\$ -	\$ -	\$ 24,740,000
CONTING:	\$ 548,174								\$ 24,740,000					
IND COSTS:	\$ -													
BND FINANCING:	\$ -													
POT CHG ORD:	\$ 1,030,237													
TOTAL PRJ COST:	\$ 44,340,951													

DISTRICT	MPO	COUNTY	CSJ	TIP FY	HWY	PHASE	CITY	YOE COST						
TYLER	TYLER AREA	SMITH	0191-03-083	2021	FM 2493	C, E, R	BULLARD	\$ 32,650,000						
LIMITS FROM:	FM 346 IN FLINT						PROJECT SPONSOR:							
LIMITS TO:	0.3 MI SOUTH OF FM 344 (CHEROKEE COUNTY LINE)						REVISION DATE: 07/2018							
PROJECT	WIDEN FROM 2 LANES TO 4 LANES WITH FLUSH MEDIAN						MPO PROJ NUM: ST-9							
DESC:							FUNDING CAT(S): 2U, 1							
REMARKS				PROJECT HISTORY:		GROUPED FOR PE ONLY FOR THE MAY 2015 STIP REVISION GROUPED FOR PE ONLY IN 2017-2020 STIP								
P7:														
TOTAL PROJECT COST INFORMATION				AUTHORIZED FUNDING BY CATEGORY/SHARE										
PRELIM ENG:	\$ 1,810,387	COST OF APPROVED PHASES:	CATEGORY	FEDERAL	STATE	LOCAL	LC	TOTAL						
ROW PURCHASE:	\$ 8,000,000								2U	\$ 26,112,000	\$ 6,528,000	\$ -	\$ -	\$ 32,640,000
CONST COST:	\$ 36,946,687								1	\$ 8,000	\$ 2,000	\$ -	\$ -	\$ 10,000
CONST ENG:	\$ 1,832,555								TOTAL	\$ 26,120,000	\$ 6,530,000	\$ -	\$ -	\$ 32,650,000
CONTING:	\$ 735,239								\$ 32,650,000					
IND COSTS:	\$ -													
BND FINANCING:	\$ -													
POT CHG ORD:	\$ -													
TOTAL PRJ COST:	\$ 49,324,868													

PHASE: C=CONSTRUCTION, E=ENGINEERING, R=ROW, T=TRANSFER

*FUNDING NOT FIXED

STATEWIDE TRANSPORTATION IMPROVEMENT PROGRAM
TIP FY 2019-2022
TYLER METROPOLITAN PLANNING ORGANIZATION
FY 2022

DISTRICT	MPO	COUNTY	CSJ	TIP FY	HWY	PHASE	CITY	YOE COST	
TYLER	TYLER AREA	SMITH	0492-04-034	2022	FM 756	C, E, R		\$ 19,010,000	
LIMITS FROM:		JEFF DAVIS DR (CR 1167), S					PROJECT SPONSOR:		
LIMITS TO:		FM 346					REVISION DATE: 07/2018		
PROJECT		WIDEN 2 LN ROAD TO 4 LANE DIVIDED ROADWAY W/FLUSH MEDIAN					MPO PROJ NUM: LT-1		
DESC:							FUNDING CAT(S): 2U, 1		
REMARKS				PROJECT HISTORY:					
P7:									
TOTAL PROJECT COST INFORMATION				AUTHORIZED FUNDING BY CATEGORY/SHARE					
PRELIM ENG:	\$ 1,363,647	COST OF APPROVED PHASES:	19,010,000	CATEGORY	FEDERAL	STATE	LOCAL	LC	TOTAL
ROW PURCHASE:	\$ 3,500,000			2U	\$ 15,200,000	\$ 3,800,000	\$ -	\$ -	\$ 19,000,000
CONST COST:	\$ 27,829,548			1	\$ 8,000	\$ 2,000	\$ -	\$ -	\$ 10,000
CONST ENG:	\$ 1,380,345			TOTAL	\$ 15,208,000	\$ 3,802,000	\$ -	\$ -	\$ 19,010,000
CONTING:	\$ 553,808								
IND COSTS:	\$ -								
BND FINANCING:	\$ -								
POT CHG ORD:	\$ 1,040,825								
TOTAL PRJ COST:	\$ 35,668,173								

DISTRICT	MPO	COUNTY	CSJ	TIP FY	HWY	PHASE	CITY	YOE COST	
TYLER	TYLER AREA	SMITH		2022				\$ -	
LIMITS FROM:							PROJECT SPONSOR:		
LIMITS TO:							REVISION DATE:		
PROJECT							MPO PROJ NUM:		
DESC:							FUNDING CAT(S):		
REMARKS				PROJECT HISTORY:					
P7:									
TOTAL PROJECT COST INFORMATION				AUTHORIZED FUNDING BY CATEGORY/SHARE					
PRELIM ENG:	\$ -	COST OF APPROVED PHASES:	-	CATEGORY	FEDERAL	STATE	LOCAL	LC	TOTAL
ROW PURCHASE:	\$ -			TOTAL	\$ -	\$ -	\$ -	\$ -	\$ -
CONST COST:	\$ -								
CONST ENG:	\$ -								
CONTING:	\$ -								
IND COSTS:	\$ -								
BND FINANCING:	\$ -								
POT CHG ORD:	\$ -								
TOTAL PRJ COST:	\$ -								

DISTRICT	MPO	COUNTY	CSJ	TIP FY	HWY	PHASE	CITY	YOE COST	
TYLER	TYLER AREA	SMITH		2022				\$ -	
LIMITS FROM:							PROJECT SPONSOR:		
LIMITS TO:							REVISION DATE:		
PROJECT							MPO PROJ NUM:		
DESC:							FUNDING CAT(S):		
REMARKS				PROJECT HISTORY:					
P7:									
TOTAL PROJECT COST INFORMATION				AUTHORIZED FUNDING BY CATEGORY/SHARE					
PRELIM ENG:	\$ -	COST OF APPROVED PHASES:	-	CATEGORY	FEDERAL	STATE	LOCAL	LC	TOTAL
ROW PURCHASE:	\$ -			TOTAL	\$ -	\$ -	\$ -	\$ -	\$ -
CONST COST:	\$ -								
CONST ENG:	\$ -								
CONTING:	\$ -								
IND COSTS:	\$ -								
BND FINANCING:	\$ -								
POT CHG ORD:	\$ -								
TOTAL PRJ COST:	\$ -								

TRANSIT PROJECTS

**FY 2019 TRANSIT PROJECT DESCRIPTIONS
TYLER AREA MPO TRANSPORTATION IMPROVEMENT PROGRAM**

Tyler

YOE = Year of Expenditure

<u>General Project Information</u>		<u>Funding Information (YOE)</u>	
Project Sponsor	Tyler Transit	Federal Funding Category	5307
MPO Project Information (reference number, etc)		Federal (FTA) Funds	\$80,000
		State Funds from TxDOT	\$0
		Other Funds	\$20,000
Apportionment Year	2019	Fiscal Year Cost	\$100,000
Project Phase			
Brief Project Description	Planning/Technical Study such as short term planning administrative cost.	Total Project Cost	\$100,000
		Trans. Dev. Credits Requested	\$0
		Trans. Dev. Credits Awarded	
Sec 5309 ID Number	NA	(Date & Amount)	\$0
Amendment Date & Action			

<u>General Project Information</u>		<u>Funding Information (YOE)</u>	
Project Sponsor	Tyler Transit	Federal Funding Category	5307
MPO Project Information (reference number, etc)		Federal (FTA) Funds	\$660,000
		State Funds from TxDOT	\$0
		Other Funds	\$165,000
Apportionment Year	2019	Fiscal Year Cost	\$825,000
Project Phase			
Brief Project Description	Capital and preventative maintenance expenses such as buses, bus maintenance.	Total Project Cost	\$825,000
		Trans. Dev. Credits Requested	\$0
		Trans. Dev. Credits Awarded	
Sec 5309 ID Number	NA	(Date & Amount)	\$0
Amendment Date & Action			

<u>General Project Information</u>		<u>Funding Information (YOE)</u>	
Project Sponsor	Tyler Transit	Federal Funding Category	5307
MPO Project Information (reference number, etc)		Federal (FTA) Funds	\$12,000
		State Funds from TxDOT	\$0
		Other Funds	\$3,000
Apportionment Year	2019	Fiscal Year Cost	\$15,000
Project Phase			
Brief Project Description	Security expenses such as cameras, personel, alarm systems.	Total Project Cost	\$15,000
		Trans. Dev. Credits Requested	\$0
		Trans. Dev. Credits Awarded	
Sec 5309 ID Number	NA	(Date & Amount)	\$0
Amendment Date & Action			

<u>General Project Information</u>		<u>Funding Information (YOE)</u>	
Project Sponsor	Tyler Transit	Federal Funding Category	5307
MPO Project Information		Federal (FTA) Funds	\$513,298
		State Funds from TxDOT	\$209,763
		Other Funds	\$303,535
Apportionment Year	2019	Fiscal Year Cost	\$1,026,596
Project Phase			
Brief Project Description	Operating expenses such as personnel salaries, fuel, utilities, etc.	Total Project Cost	\$1,026,596
		Trans. Dev. Credits Requested	\$0
		Trans. Dev. Credits Awarded	
Sec 5309 ID Number	NA	(Date & Amount)	\$0
Amendment Date & Action			

**FY 2019 TRANSIT PROJECT DESCRIPTIONS
TYLER AREA MPO TRANSPORTATION IMPROVEMENT PROGRAM**

Tyler

YOE = Year of Expenditure

<u>General Project Information</u>		<u>Funding Information (YOE)</u>	
Project Sponsor	Tyler Transit	Federal Funding Category	5310
MPO Project Information (reference number, etc)		Federal (FTA) Funds	\$0
		State Funds from TxDOT	\$140,000
		Other Funds	\$35,000
Apportionment Year	2019	Fiscal Year Cost	\$175,000
Project Phase			
Brief Project Description	Capital expense related to ADA paratransit, bus maintenance/bus purchases	Total Project Cost	\$175,000
		Trans. Dev. Credits Requested	\$0
		Trans. Dev. Credits Awarded (Date & Amount)	\$0
Sec 5309 ID Number			
Amendment Date & Action			

<u>General Project Information</u>		<u>Funding Information (YOE)</u>	
Project Sponsor	Tyler Transit	Federal Funding Category	5339
MPO Project Information		Federal (FTA) Funds	\$320,000
		State Funds from TxDOT	0
		Other Funds	0
Apportionment Year	2019	Fiscal Year Cost	\$320,000
Project Phase			
Brief Project Description	Capital Expense for bus purchase/bus equipment	Total Project Cost	\$320,000
		Trans. Dev. Credits Requested	\$80,000
		Trans. Dev. Credits Awarded (Date & Amount)	\$0
Sec 5309 ID Number	NA		
Amendment Date & Action			

**FY 2020 TRANSIT PROJECT DESCRIPTIONS
TYLER AREA MPO TRANSPORTATION IMPROVEMENT PROGRAM**

Tyler

YOE = Year of Expenditure

<u>General Project Information</u>		<u>Funding Information (YOE)</u>	
Project Sponsor	Tyler Transit	Federal Funding Category	5307
MPO Project Information (reference number, etc)		Federal (FTA) Funds	\$96,000
		State Funds from TxDOT	\$0
		Other Funds	\$24,000
Apportionment Year	2020	Fiscal Year Cost	\$120,000
Project Phase			
Brief Project Description	Planning/Technical Study such as short term planning administrative cost.	Total Project Cost	\$120,000
		Trans. Dev. Credits Requested	\$0
		Trans. Dev. Credits Awarded	
Sec 5309 ID Number	NA	(Date & Amount)	\$0
Amendment Date & Action			

<u>General Project Information</u>		<u>Funding Information (YOE)</u>	
Project Sponsor	Tyler Transit	Federal Funding Category	5307
MPO Project Information (reference number, etc)		Federal (FTA) Funds	\$792,000
		State Funds from TxDOT	\$0
		Other Funds	\$198,000
Apportionment Year	2020	Fiscal Year Cost	\$990,000
Project Phase			
Brief Project Description	Capital and preventative maintenance expenses such as buses, bus maintenance.	Total Project Cost	\$990,000
		Trans. Dev. Credits Requested	\$0
		Trans. Dev. Credits Awarded	
Sec 5309 ID Number	NA	(Date & Amount)	\$0
Amendment Date & Action			

<u>General Project Information</u>		<u>Funding Information (YOE)</u>	
Project Sponsor	Tyler Transit	Federal Funding Category	5307
MPO Project Information (reference number, etc)		Federal (FTA) Funds	\$14,400
		State Funds from TxDOT	\$0
		Other Funds	\$3,600
Apportionment Year	2020	Fiscal Year Cost	\$18,000
Project Phase			
Brief Project Description	Security expenses such as cameras, personel, alarm systems.	Total Project Cost	\$18,000
		Trans. Dev. Credits Requested	\$0
		Trans. Dev. Credits Awarded	
Sec 5309 ID Number	NA	(Date & Amount)	\$0
Amendment Date & Action			

<u>General Project Information</u>		<u>Funding Information (YOE)</u>	
Project Sponsor	Tyler Transit	Federal Funding Category	5307
MPO Project Information (reference number, etc)		Federal (FTA) Funds	\$615,957
		State Funds from TxDOT	\$252,000
		Other Funds	\$313,557
Apportionment Year	2020	Fiscal Year Cost	\$1,181,514
Project Phase			
Brief Project Description	Operating expenses such as personnel salaries, fuel, utilities, etc.	Total Project Cost	\$1,181,514
		Trans. Dev. Credits Requested	\$0
		Trans. Dev. Credits Awarded	
Sec 5309 ID Number	NA	(Date & Amount)	\$0
Amendment Date & Action			

**FY 2020 TRANSIT PROJECT DESCRIPTIONS
TYLER AREA MPO TRANSPORTATION IMPROVEMENT PROGRAM**

Tyler

YOE = Year of Expenditure

<u>General Project Information</u>		<u>Funding Information (YOE)</u>	
Project Sponsor	Tyler Transit	Federal Funding Category	5310
MPO Project Information (reference number, etc)		Federal (FTA) Funds	\$0
		State Funds from TxDOT	\$168,000
		Other Funds	\$42,000
Apportionment Year	2020	Fiscal Year Cost	\$210,000
Project Phase			
Brief Project Description	Capital expense related to ADA paratransit, bus maintenance/bus purchases	Total Project Cost	\$210,000
		Trans. Dev. Credits Requested	\$0
		Trans. Dev. Credits Awarded (Date & Amount)	\$0
Sec 5309 ID Number			
Amendment Date & Action			

<u>General Project Information</u>		<u>Funding Information (YOE)</u>	
Project Sponsor	Tyler Transit	Federal Funding Category	5339
MPO Project Information (reference number, etc)		Federal (FTA) Funds	\$384,000
		State Funds from TxDOT	0
		Other Funds	0
Apportionment Year	2020	Fiscal Year Cost	\$384,000
Project Phase			
Brief Project Description	Capital Expense for bus purchase/bus equipment	Total Project Cost	\$384,000
		Trans. Dev. Credits Requested	\$96,000
		Trans. Dev. Credits Awarded (Date & Amount)	\$0
Sec 5309 ID Number			
Amendment Date & Action			

**FY 2021 TRANSIT PROJECT DESCRIPTIONS
TYLER AREA MPO TRANSPORTATION IMPROVEMENT PROGRAM**

Tyler

YOE = Year of Expenditure

<u>General Project Information</u>		<u>Funding Information (YOE)</u>	
Project Sponsor	Tyler Transit	Federal Funding Category	5307
MPO Project Information (reference number, etc)		Federal (FTA) Funds	\$115,200
		State Funds from TxDOT	\$0
		Other Funds	\$28,800
Apportionment Year	2021	Fiscal Year Cost	\$144,000
Project Phase			
Brief Project Description	Planning/Technical Study such as short term planning administrative cost.	Total Project Cost	\$144,000
		Trans. Dev. Credits Requested	\$0
		Trans. Dev. Credits Awarded	
Sec 5309 ID Number	NA	(Date & Amount)	\$0
Amendment Date & Action			

<u>General Project Information</u>		<u>Funding Information (YOE)</u>	
Project Sponsor	Tyler Transit	Federal Funding Category	5307
MPO Project Information (reference number, etc)		Federal (FTA) Funds	\$950,400
		State Funds from TxDOT	\$0
		Other Funds	\$237,600
Apportionment Year	2021	Fiscal Year Cost	\$1,188,000
Project Phase			
Brief Project Description	Capital and preventative maintenance expenses such as buses, bus maintenance.	Total Project Cost	\$1,188,000
		Trans. Dev. Credits Requested	\$0
		Trans. Dev. Credits Awarded	
Sec 5309 ID Number	NA	(Date & Amount)	\$0
Amendment Date & Action			

<u>General Project Information</u>		<u>Funding Information (YOE)</u>	
Project Sponsor	Tyler Transit	Federal Funding Category	5307
MPO Project Information (reference number, etc)		Federal (FTA) Funds	\$17,280
		State Funds from TxDOT	\$0
		Other Funds	\$4,320
Apportionment Year	2021	Fiscal Year Cost	\$21,600
Project Phase			
Brief Project Description	Security expenses such as cameras, personnel, alarm systems.	Total Project Cost	\$21,600
		Trans. Dev. Credits Requested	\$0
		Trans. Dev. Credits Awarded	
Sec 5309 ID Number	NA	(Date & Amount)	\$0
Amendment Date & Action			

<u>General Project Information</u>		<u>Funding Information (YOE)</u>	
Project Sponsor	Tyler Transit	Federal Funding Category	5307
MPO Project Information (reference number, etc)		Federal (FTA) Funds	\$739,148
		State Funds from TxDOT	\$302,400
		Other Funds	\$376,268
Apportionment Year	2021	Fiscal Year Cost	\$1,417,816
Project Phase			
Brief Project Description	Operating expenses such as personnel salaries, fuel, utilities, etc.	Total Project Cost	\$1,417,816
		Trans. Dev. Credits Requested	\$0
		Trans. Dev. Credits Awarded	
Sec 5309 ID Number	NA	(Date & Amount)	\$0
Amendment Date & Action			

**FY 2021 TRANSIT PROJECT DESCRIPTIONS
TYLER AREA MPO TRANSPORTATION IMPROVEMENT PROGRAM**

Tyler

YOE = Year of Expenditure

<u>General Project Information</u>		<u>Funding Information (YOE)</u>	
Project Sponsor	Tyler Transit	Federal Funding Category	5310
MPO Project Information (reference number, etc)		Federal (FTA) Funds	\$0
		State Funds from TxDOT	\$201,600
		Other Funds	\$50,400
Apportionment Year	2021	Fiscal Year Cost	\$252,000
Project Phase			
Brief Project Description	Capital expense related to ADA paratransit, bus maintenance/bus purchases	Total Project Cost	\$252,000
		Trans. Dev. Credits Requested	\$0
		Trans. Dev. Credits Awarded (Date & Amount)	\$0
Sec 5309 ID Number			
Amendment Date & Action			

<u>General Project Information</u>		<u>Funding Information (YOE)</u>	
Project Sponsor	Tyler Transit	Federal Funding Category	5339
MPO Project Information (reference number, etc)		Federal (FTA) Funds	\$460,800
		State Funds from TxDOT	0
		Other Funds	0
Apportionment Year	2021	Fiscal Year Cost	\$460,800
Project Phase			
Brief Project Description	Capital Expense for bus purchase/bus equipment	Total Project Cost	\$460,800
		Trans. Dev. Credits Requested	\$115,200
		Trans. Dev. Credits Awarded (Date & Amount)	\$0
Sec 5309 ID Number			
Amendment Date & Action			

**FY 2022 TRANSIT PROJECT DESCRIPTIONS
TYLER AREA MPO TRANSPORTATION IMPROVEMENT PROGRAM**

Tyler

YOE = Year of Expenditure

<u>General Project Information</u>		<u>Funding Information (YOE)</u>	
Project Sponsor	Tyler Transit	Federal Funding Category	5307
MPO Project Information (reference number, etc)		Federal (FTA) Funds	\$138,240
		State Funds from TxDOT	\$0
		Other Funds	\$34,560
Apportionment Year	2022	Fiscal Year Cost	\$172,800
Project Phase			
Brief Project Description	Planning/Technical Study such as short term planning administrative cost.	Total Project Cost	\$172,800
		Trans. Dev. Credits Requested	\$0
		Trans. Dev. Credits Awarded	
Sec 5309 ID Number	NA	(Date & Amount)	\$0
Amendment Date & Action			

<u>General Project Information</u>		<u>Funding Information (YOE)</u>	
Project Sponsor	Tyler Transit	Federal Funding Category	5307
MPO Project Information (reference number, etc)		Federal (FTA) Funds	\$1,140,480
		State Funds from TxDOT	\$0
		Other Funds	\$285,120
Apportionment Year	2022	Fiscal Year Cost	\$1,425,600
Project Phase			
Brief Project Description	Capital and preventative maintenance expenses such as buses, bus maintenance.	Total Project Cost	\$1,425,600
		Trans. Dev. Credits Requested	\$0
		Trans. Dev. Credits Awarded	
Sec 5309 ID Number	NA	(Date & Amount)	\$0
Amendment Date & Action			

<u>General Project Information</u>		<u>Funding Information (YOE)</u>	
Project Sponsor	Tyler Transit	Federal Funding Category	5307
MPO Project Information (reference number, etc)		Federal (FTA) Funds	\$20,736
		State Funds from TxDOT	\$0
		Other Funds	\$5,184
Apportionment Year	2022	Fiscal Year Cost	\$25,920
Project Phase			
Brief Project Description	Security expenses such as cameras, personnel, alarm systems.	Total Project Cost	\$25,920
		Trans. Dev. Credits Requested	\$0
		Trans. Dev. Credits Awarded	
Sec 5309 ID Number	NA	(Date & Amount)	\$0
Amendment Date & Action			

<u>General Project Information</u>		<u>Funding Information (YOE)</u>	
Project Sponsor	Tyler Transit	Federal Funding Category	5307
MPO Project Information (reference number, etc)		Federal (FTA) Funds	\$886,977
		State Funds from TxDOT	\$362,880
		Other Funds	\$451,521
Apportionment Year	2022	Fiscal Year Cost	\$1,701,378
Project Phase			
Brief Project Description	Operating expenses such as personnel salaries, fuel, utilities, etc.	Total Project Cost	\$1,701,378
		Trans. Dev. Credits Requested	\$0
		Trans. Dev. Credits Awarded	
Sec 5309 ID Number	NA	(Date & Amount)	\$0
Amendment Date & Action			

**FY 2022 TRANSIT PROJECT DESCRIPTIONS
TYLER AREA MPO TRANSPORTATION IMPROVEMENT PROGRAM**

Tyler

YOE = Year of Expenditure

<u>General Project Information</u>		<u>Funding Information (YOE)</u>	
Project Sponsor	Tyler Transit	Federal Funding Category	5310
MPO Project Information (reference number, etc)		Federal (FTA) Funds	\$0
		State Funds from TxDOT	\$241,920
		Other Funds	\$60,480
Apportionment Year	2022	Fiscal Year Cost	\$302,400
Project Phase			
Brief Project Description	Capital expense related to ADA paratransit, bus maintenance/bus purchases	Total Project Cost	\$302,400
		Trans. Dev. Credits Requested	\$0
		Trans. Dev. Credits Awarded (Date & Amount)	\$0
Sec 5309 ID Number			
Amendment Date & Action			

<u>General Project Information</u>		<u>Funding Information (YOE)</u>	
Project Sponsor	Tyler Transit	Federal Funding Category	5339
MPO Project Information (reference number, etc)		Federal (FTA) Funds	\$552,960
		State Funds from TxDOT	0
		Other Funds	0
Apportionment Year	2022	Fiscal Year Cost	\$552,960
Project Phase			
Brief Project Description	Capital Expense for bus purchase/bus equipment	Total Project Cost	\$552,960
		Trans. Dev. Credits Requested	\$138,240
		Trans. Dev. Credits Awarded (Date & Amount)	\$0
Sec 5309 ID Number			
Amendment Date & Action			

FINANCIAL SUMMARY



Tyler Area Metropolitan Planning Organization
FY 2019 - 2022 Transportation Improvement Program

Funding by Category

Category	Description	FY 2019		FY 2020		FY 2021		FY 2022		Total FY 2019-2022	
		Programmed	Authorized	Programmed	Authorized	Programmed	Authorized	Programmed	Authorized	Programmed	Authorized
1	Preventive Maintenance and Rehabilitation	\$0	\$0	\$4,750,000	\$4,750,000	\$20,000	\$20,000	\$10,000	\$10,000	\$4,780,000	\$4,780,000
2M or 2U	Urban Area (Non- TMA) Corridor Projects	\$0	\$0	\$8,490,000	\$8,490,000	\$57,370,000	\$57,370,000	\$19,000,000	\$19,000,000	\$84,860,000	\$84,860,000
3	Non-Traditionally Funded Transportation Project	\$0	\$0	\$0	\$0	\$0	\$0	\$0	\$0	\$0	\$0
4	Statewide Connectivity Corridor Projects	\$0	\$0	\$0	\$0	\$0	\$0	\$0	\$0	\$0	\$0
5	CMAQ	\$0	\$0	\$0	\$0	\$0	\$0	\$0	\$0	\$0	\$0
6	Structures	\$0	\$0	\$0	\$0	\$0	\$0	\$0	\$0	\$0	\$0
7	Metro Mobility & Rehab	\$0	\$0	\$0	\$0	\$0	\$0	\$0	\$0	\$0	\$0
8	Safety	\$0	\$0	\$0	\$0	\$0	\$0	\$0	\$0	\$0	\$0
9	Transportation Enhancements	\$1,175,658	\$1,175,658	\$0	\$0	\$0	\$0	\$0	\$0	\$1,175,658	\$1,175,658
9 Flex	TAP	\$0	\$0	\$0	\$0	\$0	\$0	\$0	\$0	\$0	\$0
10	Supplemental Transportation	\$0	\$0	\$0	\$0	\$905,036	\$905,036	\$0	\$0	\$905,036	\$905,036
11	District Discretionary	\$0	\$0	\$0	\$0	\$0	\$0	\$0	\$0	\$0	\$0
12	Strategic Priority	\$0	\$0	\$0	\$0	\$0	\$0	\$0	\$0	\$0	\$0
SBPE	Strategy Budget PE	\$0	\$0	\$0	\$0	\$0	\$0	\$0	\$0	\$0	\$0
SB 102	Strategy 102	\$0	\$0	\$0	\$0	\$0	\$0	\$0	\$0	\$0	\$0
Total		\$1,175,658	\$1,175,658	\$13,240,000	\$13,240,000	\$58,295,036	\$58,295,036	\$19,010,000	\$19,010,000	\$91,720,694	\$91,720,694

Funding Participation Source

Source	FY 2019	FY 2020	FY 2021	FY 2022	Total
Federal	\$940,526	\$10,592,000	\$45,912,000	\$15,208,000	\$72,652,526
State	\$0	\$2,648,000	\$12,383,036	\$3,802,000	\$18,833,036
Local Match	\$235,132	\$0	\$0	\$0	\$235,132
CAT 3 - Local Contributions	\$0	\$0	\$0	\$0	\$0
CAT 3 - Prop 12	\$0	\$0	\$0	\$0	\$0
CAT 3 - Prop 14	\$0	\$0	\$0	\$0	\$0
Cat 3- Prop 14 SB	\$0	\$0	\$0	\$0	\$0
CAT 3 - Texas Mobility Fund	\$0	\$0	\$0	\$0	\$0
CAT 3 - Pass Thru Toll Revenue	\$0	\$0	\$0	\$0	\$0
CAT 3 - Regional Toll Revenue	\$0	\$0	\$0	\$0	\$0
CAT 3 - Match to Regional Toll Revenue	\$0	\$0	\$0	\$0	\$0
CAT 3 - Unique Federal Program - Tiger II	\$0	\$0	\$0	\$0	\$0
CAT 3 - TDC	\$0	\$0	\$0	\$0	\$0
Other - Section 5306	\$0	\$0	\$0	\$0	\$0
Other - Strategy PE Budget	\$0	\$0	\$0	\$0	\$0
Other - Strategy 102 Budget	\$0	\$0	\$0	\$0	\$0
Total	\$1,175,658	\$13,240,000	\$58,295,036	\$19,010,000	\$91,720,694



Tyler Area Metropolitan Planning Organization
 FY 2019 - 2022 Transportation Improvement Program

All Figures in Year of Expenditure (YOE) Dollars

Transit Program		FY 2019			FY 2020		
		Federal	Match	Total	Federal	Match	Total
1	Sec. 5307 - Urbanized Formula >200K	\$1,265,298	\$701,298	\$1,966,596	\$1,518,357	\$791,157	\$2,309,514
2	Sec. 5307 - Urbanized Formula <200K			\$0			\$0
3	Sec. 5309 - Fixed Guideway Investment			\$0			\$0
4	Sec. 5337 - State of Good Repair			\$0			\$0
5	Sec. 5339 - Bus & Bus Facilities >200k	\$320,000		\$320,000	\$384,000		\$384,000
6	Sec. 5310-Seniors&People w/Disabilities >200k		\$175,000	\$175,000		\$210,000	\$210,000
7	Sec. 5316 - JARC >200K			\$0			\$0
8	Sec. 5317 - New Freedom >200K			\$0			\$0
9	Other FTA			\$0			\$0
10	Regionally Significant or Other (incl FHWA transfers)			\$0			\$0
Total Funds		\$1,585,298	\$876,298	\$2,461,596	\$1,902,357	\$1,001,157	\$2,903,514
Transportation Development Credits Requested				\$80,000			\$96,000
Awarded				\$0			\$0

All Figures in Year of Expenditure (YOE) Dollars

Transit Programs		FY 2021			FY 2022			Total		
		Federal	Match	Total	Federal	Match	Total	Federal	Match	Total
1	Sec. 5307 - Urbanized Formula >200K	\$1,822,028	\$949,388	\$2,771,416	\$2,186,433	\$1,139,265	\$3,325,698	\$6,792,116	\$3,581,108	\$10,373,224
2	Sec. 5307 - Urbanized Formula <200K			\$0			\$0	\$0	\$0	\$0
3	Sec. 5309 - Fixed Guideway Investment			\$0			\$0	\$0	\$0	\$0
4	Sec. 5337 - State of Good Repair			\$0			\$0	\$0	\$0	\$0
5	Sec. 5339 - Bus & Bus Facilities >200k	\$460,800		\$460,800	\$552,960		\$552,960	\$1,717,760	\$0	\$1,717,760
6	Sec. 5310-Seniors&People w/Disabilities >200k		\$252,000	\$252,000		\$302,400	\$302,400	\$0	\$939,400	\$939,400
7	Sec. 5316 - JARC >200K			\$0			\$0	\$0	\$0	\$0
8	Sec. 5317 - New Freedom >200K			\$0			\$0	\$0	\$0	\$0
9	Other FTA			\$0			\$0	\$0	\$0	\$0
10	Regionally Significant or Other (incl FHWA transfers)			\$0			\$0	\$0	\$0	\$0
Total Funds		\$2,282,828	\$1,201,388	\$3,484,216	\$2,739,393	\$1,441,665	\$4,181,058	\$8,509,876	\$4,520,508	\$13,030,384
Transportation Development Credits Requested				\$115,200			\$138,240			\$429,440
Awarded				\$0			\$0			\$0

MPO Self-Certification

In accordance with 23 Code of Federal Regulations (CFR) part 450.334, the Texas Department of Transportation and the Tyler Area Metropolitan Planning Organization for the Tyler urbanized area hereby certify that the metropolitan transportation planning process is being carried out in accordance with all applicable requirements including:

- 1) 23 United States Code (U.S.C) 134, 49 U.S.C 503, and 23 CFR 450 subpart C – Metropolitan Transportation Planning and Programming;
- 2) In nonattainment and maintenance areas, sections 174 and 176 (c) and (d) of the Clean Air Act, as amended (42 U.S.C. 7504, 7506 (c) and (d)) and 40 CFR part 93;
- 3) Title VI of the Civil Rights Act of 1964, as amended (42 U.S.C. 2000d-1) and 49 CFR part 21;
- 4) 49 U.S.C. 5332, prohibiting discrimination on the basis of race, color, creed, national origin, sex, or age in employment or business opportunity;
- 5) 49 CFR part 26 regarding the involvement of disadvantaged business enterprises in USDOT funded projects;
- 6) 23 CFR part 230, regarding the implementation of an equal employment opportunity program on Federal and Federal-aid highway construction contracts;
- 7) The provisions of the Americans with Disabilities Act of 1990 (42 U.S.C. 12101 et seq.) and 49 CFR parts 27, 37, and 38;
- 8) The Older Americans Act, as amended (42 U.S.C. 6101), prohibiting discrimination on the basis of age in programs or activities receiving Federal financial assistance;
- 9) Section 324 of title 23 U.S.C. regarding the prohibition of discrimination based on gender; and
- 10) Section 504 of the Rehabilitation Act of 1973 (29 U.S.C. 794) and 49 CFR part 27 regarding discrimination against individuals with disabilities.

Tyler District
Texas Department of Transportation



District Engineer

6/8/18

_____ Date

Tyler Area
Metropolitan Planning Organization



Chairperson

6-4-18

_____ Date

APPENDICES

APPENDIX A

HIGHWAY PROJECTS NON-MOBILITY

The following non-mobility projects are provided to reflect more accurately the total transportation system improvements planned for the Tyler Area Metropolitan Area. The Tyler Area MPO has opted to utilize the grouped projects category listing. Grouping projects by these categories provides an efficient and streamlined method of programming and implementing these projects. If additional funding becomes available at a later time, the funds can be advanced into these additional projects.

GROUPED PROJECT CSJs

Definition of Grouped Projects for use in the STIP
Revised April 16, 2018

Proposed CSJ	Grouped Project Category	Definition
5000-00-950	PE-Preliminary Engineering	Preliminary Engineering for any project except added capacity projects in a nonattainment area. Includes activities which do not involve or lead directly to construction, such as planning and research activities; grants for training engineering to define the elements of a proposed action or alternative so that social, economic, and environmental effects can be assessed.
5000-00-951	Right of Way	Right of Way acquisition for any project except added capacity projects in a nonattainment area. Includes relocation assistance, hardship acquisition and protective buying.
5000-00-952 5000-00-957 5000-00-958	Preventive Maintenance and Rehabilitation	Projects to include pavement repair to preserve existing pavement so that it may achieve its designed loading. Includes seal coats, overlays, resurfacing, restoration and rehabilitation done with existing ROW. Also includes modernization of a highway by reconstruction, adding shoulders or adding auxiliary lanes (e.g., parking, weaving, turning, climbing, non-added capacity) or drainage improvements associated with rehabilitation.
5000-00-953	Bridge Replacement and Rehabilitation	Projects to replace and/or rehabilitate functionally obsolete or structurally deficient bridges.
5000-00-954	Railroad Grade Separations	Projects to construct or replace existing highway-railroad grade crossings and to rehabilitate and/or replace deficient railroad underpasses, resulting in no added capacity.
5800-00-950	Safety	Projects to include the construction or replacement/ rehabilitation of guard rails, median barriers, crash cushions, pavement markings, skid treatments, medians, lighting improvements, highway signs, curb ramps, railroad/highway crossing warning devices, fencing, intersection improvements (e.g., turn lanes), signalization projects and interchange modifications. Also includes projects funded via the Federal Hazard Elimination Program, Federal Railroad Signal Safety Program, or access management projects, except those that result in added capacity.

GROUPED PROJECT CSJs

Definition of Grouped Projects for use in the STIP

Revised April 16, 2018

Proposed CSJ	Grouped Project Category	Definition
5000-00-956	Landscaping	Project consisting of typical right-of-way landscape development, establishment and aesthetic improvements to include any associated erosion control and environmental mitigation activities.
5800-00-915	Intelligent Transportation System Deployment	Highway traffic operation improvement projects including the installation of ramp metering control devices, variable message signs, traffic monitoring equipment and projects in the Federal ITS/IVHS programs.
5000-00-916	Bicycle and Pedestrian	Construct and improvement of bicycle and pedestrian lanes, paths and facilities.
5000-00-917	Safety Rest Areas and Truck Weigh Stations	Construction and improvement of rest areas, and truck weight stations.
5000-00-918	Transit Improvements and Programs	Projects include the construction and improvement of small passenger shelters and information kiosks. Also includes the construction and improvement of rail storage/maintenance facilities and bus transfer facilities where minor amounts of additional land are required and there is not a substantial increase in the number of users. Also includes transit operating assistance, acquisition of third-party transit services, and transit marketing, and mobility management/coordination. Additionally includes the purchase of new buses and rail cars to replace existing vehicles or for minor expansions for the fleet [See Note 3].

Note 1: Projects funded with Transportation Alternatives Program (TAP), Transportation Enhancement, and Congestion Mitigation Air Quality funding require Federal eligibility determination, and are not approved to be grouped.

Note 2: Projects funded as part of the Recreational Trails Program (RTP) consistent with the revised grouped project category definitions may be grouped. RTP projects that are not consistent with the revised grouped project category definitions must be individually noted in the Transportation Improvement Program (TIP) and State Transportation Improvement Program (STIP).

Note 3: In PM10 and PM2.5 nonattainment or maintenance areas, such projects may be grouped only if they are in compliance with control measures in the applicable implementation plan.

TYLER METROPOLITAN PLANNING ORGANIZATION
FY 2019

DISTRICT	COUNTY	CSJ	HWY	PHASE	CITY	PROJECT SPONSOR	YOE COST
10 - TYLER	SMITH	0190-05-068	US 69	C			\$ 97,491
LIMITS FROM 0.2 MI S OF SH110 (JOINT), SE						REVISION DATE:	
LIMITS TO: SS147/GLENWOOD IN TYLER						MPO PROJ NUM:	
PROJECT SEAL COAT AND PAVEMENT MARKINGS						FUNDING CAT(S): 1	
DESCR:						PROJECT HISTORY: PLACEHOLDER CSJ 0910-00-911	
REMARKS							
P7:							

TOTAL PROJECT COST INFORMATION			AUTHORIZED FUNDING BY CATEGORY/SHARE				
		COST OF APPROVED PHASES:	FEDERAL	STATE	LOCAL	LC	TOTAL
PRELIM ENG:	\$ 4,777	\$ 97,491	1-PRVNT	\$ 77,993	\$ 19,498	\$ 0	\$ 97,491 *
ROW PURCHASE:	\$ 0		TOTAL:	\$ 77,993	\$ 19,498	\$ 0	\$ 97,491
CONST COST:	\$ 97,491						
CONST ENG:	\$ 2,476						
CONTING:	\$ 546						
IND COSTS:	\$ 0						
BND FINANCING:	\$ 0						
TOTAL PRJ COST:	\$ 106,967						

DISTRICT	COUNTY	CSJ	HWY	PHASE	CITY	PROJECT SPONSOR	YOE COST
10 - TYLER	SMITH	0190-08-012	SS 147	C			\$ 256,556
LIMITS FROM US 69/GLENWOOD, E						REVISION DATE:	
LIMITS TO: US 271/BECKHAM IN TYLER						MPO PROJ NUM:	
PROJECT SEAL COAT AND PAVEMENT MARKINGS						FUNDING CAT(S): 1	
DESCR:						PROJECT HISTORY: PLACEHOLDER CSJ 0910-00-911	
REMARKS							
P7:							

TOTAL PROJECT COST INFORMATION			AUTHORIZED FUNDING BY CATEGORY/SHARE				
		COST OF APPROVED PHASES:	FEDERAL	STATE	LOCAL	LC	TOTAL
PRELIM ENG:	\$ 12,571	\$ 256,556	1-PRVNT	\$ 205,245	\$ 51,311	\$ 0	\$ 256,556 *
ROW PURCHASE:	\$ 0		TOTAL:	\$ 205,245	\$ 51,311	\$ 0	\$ 256,556
CONST COST:	\$ 256,556						
CONST ENG:	\$ 6,517						
CONTING:	\$ 1,437						
IND COSTS:	\$ 0						
BND FINANCING:	\$ 0						
TOTAL PRJ COST:	\$ 281,493						

DISTRICT	COUNTY	CSJ	HWY	PHASE	CITY	PROJECT SPONSOR	YOE COST
10 - TYLER	SMITH	0429-04-003	FM 2710	C			\$ 176,510
LIMITS FROM FM 16 IN LINDALE, N&E						REVISION DATE:	
LIMITS TO: 5.3 MI W OF FM14/CR4106/END C-S						MPO PROJ NUM:	
PROJECT SEAL COAT AND PAVEMENT MARKINGS						FUNDING CAT(S): 1	
DESCR:						PROJECT HISTORY: PLACEHOLDER CSJ 0910-00-911	
REMARKS							
P7:							

TOTAL PROJECT COST INFORMATION			AUTHORIZED FUNDING BY CATEGORY/SHARE				
		COST OF APPROVED PHASES:	FEDERAL	STATE	LOCAL	LC	TOTAL
PRELIM ENG:	\$ 8,649	\$ 176,510	1-PRVNT	\$ 141,208	\$ 35,302	\$ 0	\$ 176,510 *
ROW PURCHASE:	\$ 0		TOTAL:	\$ 141,208	\$ 35,302	\$ 0	\$ 176,510
CONST COST:	\$ 176,510						
CONST ENG:	\$ 4,483						
CONTING:	\$ 988						
IND COSTS:	\$ 0						
BND FINANCING:	\$ 0						
TOTAL PRJ COST:	\$ 193,667						

PHASE: C = CONSTRUCTION, E = ENGINEERING, R = ROW, T = TRANSFER

* FUNDING NOT FIXED

STATEWIDE TRANSPORTATION IMPROVEMENT PROGRAM
TIP FY 2019-2022
TYLER METROPOLITAN PLANNING ORGANIZATION
FY 2019

DISTRICT	COUNTY	CSJ	HWY	PHASE	CITY	PROJECT SPONSOR	YOE COST	
10 - TYLER	SMITH	0505-02-043	SH 110	C			\$ 206,271	
LIMITS FROM 1.2 MI NW OF FM724(JOINT), SE						REVISION DATE:		
LIMITS TO: 1.8 MI N OF FM3271 (JOINT)						MPO PROJ NUM:		
PROJECT SEAL COAT AND PAVEMENT MARKINGS						FUNDING CAT(S): 1		
DESCR:						PROJECT HISTORY: PLACEHOLDER CSJ 0910-00-911		
REMARKS						P7:		
TOTAL PROJECT COST INFORMATION				AUTHORIZED FUNDING BY CATEGORY/SHARE				
PRELIM ENG:	\$ 10,107	COST OF APPROVED PHASES:						
ROW PURCHASE:	\$ 0		1-PRVNT	\$ 165,017	\$ 41,254	\$ 0	\$ 0	\$ 206,271 *
CONST COST:	\$ 206,271		TOTAL:	\$ 165,017	\$ 41,254	\$ 0	\$ 0	\$ 206,271
CONST ENG:	\$ 5,239							
CONTING:	\$ 1,155							
IND COSTS:	\$ 0							
BND FINANCING:	\$ 0							
TOTAL PRJ COST:	\$ 226,320							

DISTRICT	COUNTY	CSJ	HWY	PHASE	CITY	PROJECT SPONSOR	YOE COST	
10 - TYLER	SMITH	0522-04-034	FM 16	C			\$ 628,049	
LIMITS FROM US 69 IN LINDALE, E						REVISION DATE:		
LIMITS TO: SH 155 IN WINONA						MPO PROJ NUM:		
PROJECT SEAL COAT AND PAVEMENT MARKINGS						FUNDING CAT(S): 1		
DESCR:						PROJECT HISTORY: PLACEHOLDER CSJ 0910-00-911		
REMARKS						P7:		
TOTAL PROJECT COST INFORMATION				AUTHORIZED FUNDING BY CATEGORY/SHARE				
PRELIM ENG:	\$ 30,774	COST OF APPROVED PHASES:						
ROW PURCHASE:	\$ 0		1-PRVNT	\$ 502,439	\$ 125,610	\$ 0	\$ 0	\$ 628,049 *
CONST COST:	\$ 628,049		TOTAL:	\$ 502,439	\$ 125,610	\$ 0	\$ 0	\$ 628,049
CONST ENG:	\$ 15,952							
CONTING:	\$ 3,517							
IND COSTS:	\$ 0							
BND FINANCING:	\$ 0							
TOTAL PRJ COST:	\$ 689,095							

DISTRICT	COUNTY	CSJ	HWY	PHASE	CITY	PROJECT SPONSOR	YOE COST	
10 - TYLER	SMITH	3085-01-003	FM 2710	C			\$ 176,510	
LIMITS FROM 4.1 MI N OF FM16/CR4106/BEG C-S, E						REVISION DATE:		
LIMITS TO: FM 14 NEAR RED SPRINGS						MPO PROJ NUM:		
PROJECT SEAL COAT AND PAVEMENT MARKINGS						FUNDING CAT(S): 1		
DESCR:						PROJECT HISTORY: PLACEHOLDER CSJ 0910-00-911		
REMARKS						P7:		
TOTAL PROJECT COST INFORMATION				AUTHORIZED FUNDING BY CATEGORY/SHARE				
PRELIM ENG:	\$ 8,649	COST OF APPROVED PHASES:						
ROW PURCHASE:	\$ 0		1-PRVNT	\$ 141,208	\$ 35,302	\$ 0	\$ 0	\$ 176,510 *
CONST COST:	\$ 176,510		TOTAL:	\$ 141,208	\$ 35,302	\$ 0	\$ 0	\$ 176,510
CONST ENG:	\$ 4,483							
CONTING:	\$ 988							
IND COSTS:	\$ 0							
BND FINANCING:	\$ 0							
TOTAL PRJ COST:	\$ 193,667							

PHASE: C = CONSTRUCTION, E = ENGINEERING, R = ROW, T = TRANSFER

* FUNDING NOT FIXED

**STATEWIDE TRANSPORTATION IMPROVEMENT PROGRAM
TIP FY 2019-2022
TYLER METROPOLITAN PLANNING ORGANIZATION
FY 2019**

DISTRICT	COUNTY	CSJ	HWY	PHASE	CITY	PROJECT SPONSOR	YOE COST
10 - TYLER	SMITH	0191-03-084	FM 2493	E			\$ 6,609,972
LIMITS FROM SL 323 IN TYLER, S						REVISION DATE:	
LIMITS TO: FM 2813						MPO PROJ NUM:	
PROJECT WIDEN FROM 4 LANES TO 6 LANES WITH FLUSH MEDIAN						FUNDING CAT(S): 1,2U,12	
DESCR:						PROJECT HISTORY:	
REMARKS							
P7:							

TOTAL PROJECT COST INFORMATION			AUTHORIZED FUNDING BY CATEGORY/SHARE					
			FEDERAL	STATE	LOCAL	LC	TOTAL	
PRELIM ENG:	\$ 3,284,875	COST OF APPROVED PHASES: \$ 6,609,972	2U-URBAN CRDR:	\$ 20,920,000	\$ 5,230,000	\$ 0	\$ 0	\$ 26,150,000
ROW PURCHASE:	\$ 0		12-STRAT PRIOR:	\$ 20,920,000	\$ 5,230,000	\$ 0	\$ 0	\$ 26,150,000
CONST COST:	\$ 67,038,259		TOTAL:	\$ 41,840,000	\$ 10,460,000	\$ 0	\$ 0	\$ 52,300,000
CONST ENG:	\$ 3,325,098							
CONTING:	\$ 1,334,061							
IND COSTS:	\$ 0							
BND FINANCING:	\$ 0							
TOTAL PRJ COST:	\$ 77,489,523							

PHASE: C = CONSTRUCTION, E = ENGINEERING, R = ROW, T = TRANSFER

* FUNDING NOT FIXED

STATEWIDE TRANSPORTATION IMPROVEMENT PROGRAM
TIP FY 2019-2022
TYLER METROPOLITAN PLANNING ORGANIZATION
FY 2020

DISTRICT	COUNTY	CSJ	HWY	PHASE	CITY	PROJECT SPONSOR	YOE COST
10 - TYLER	SMITH	0191-03-082	FM 2493	C			\$ 0
LIMITS FROM FM 2813 IN GRESHAM, S						REVISION DATE:	
LIMITS TO: FM 346 IN FLINT						MPO PROJ NUM:	
PROJECT ACQUISITION, RELOCATION ASSISTANCE & UTILITY ADJUSTMENTS						FUNDING CAT(S):	ROW
DESCR:						PROJECT HISTORY: WIDEN FROM 2 LANES TO 4 LANES WITH FLUSH MEDIAN ACQUISITION, RELOCATION ASSISTANCE & UTILITY ADJUSTMENTS	
REMARKS P7:							

TOTAL PROJECT COST INFORMATION			AUTHORIZED FUNDING BY CATEGORY/SHARE				
PRELIM ENG:	\$	0	FEDERAL	STATE	LOCAL	LC	TOTAL
ROW PURCHASE:	\$	3,109,765	TOTAL:	\$ 0	\$ 0	\$ 0	\$ 0
CONST COST:	\$	0	COST OF APPROVED PHASES: \$ 0				
CONST ENG:	\$	0					
CONTING:	\$	0					
IND COSTS:	\$	0					
BND FINANCING:	\$	0					
TOTAL PRJ COST:	\$	3,109,765					

DISTRICT	COUNTY	CSJ	HWY	PHASE	CITY	PROJECT SPONSOR	YOE COST
10 - TYLER	SMITH	0191-01-945	US 69	C			\$ 168,629
LIMITS FROM 6TH ST/SH64, S						REVISION DATE:	
LIMITS TO: SL 323 IN TYLER						MPO PROJ NUM:	
PROJECT SEAL COAT AND PAVEMENT MARKINGS PRELIMINARY FY 2020 DISTRICT WIDE PROGRAM						FUNDING CAT(S):	1
DESCR:						PROJECT HISTORY:	
REMARKS P7:							

TOTAL PROJECT COST INFORMATION			AUTHORIZED FUNDING BY CATEGORY/SHARE				
PRELIM ENG:	\$	8,263	FEDERAL	STATE	LOCAL	LC	TOTAL
ROW PURCHASE:	\$	0	1-PRVNT	\$ 134,903	\$ 33,726	\$ 0	\$ 168,629 *
CONST COST:	\$	168,629	TOTAL:	\$ 134,903	\$ 33,726	\$ 0	\$ 168,629
CONST ENG:	\$	4,283	COST OF APPROVED PHASES: \$ 168,629				
CONTING:	\$	944					
IND COSTS:	\$	0					
BND FINANCING:	\$	0					
TOTAL PRJ COST:	\$	185,020					

DISTRICT	COUNTY	CSJ	HWY	PHASE	CITY	PROJECT SPONSOR	YOE COST
10 - TYLER	SMITH	0191-01-946	US 69	C			\$ 93,386
LIMITS FROM N OF FM 344, AT BEGIN INTRCHNGE, S						REVISION DATE:	
LIMITS TO: CHEROKEE C/L IN BULLARD						MPO PROJ NUM:	
PROJECT SEAL COAT AND PAVEMENT MARKINGS PRELIMINARY FY 2020 DISTRICT WIDE PROGRAM						FUNDING CAT(S):	1
DESCR:						PROJECT HISTORY:	
REMARKS P7:							

TOTAL PROJECT COST INFORMATION			AUTHORIZED FUNDING BY CATEGORY/SHARE				
PRELIM ENG:	\$	4,576	FEDERAL	STATE	LOCAL	LC	TOTAL
ROW PURCHASE:	\$	0	1-PRVNT	\$ 74,709	\$ 18,677	\$ 0	\$ 93,386 *
CONST COST:	\$	93,386	TOTAL:	\$ 74,709	\$ 18,677	\$ 0	\$ 93,386
CONST ENG:	\$	2,372	COST OF APPROVED PHASES: \$ 93,386				
CONTING:	\$	523					
IND COSTS:	\$	0					
BND FINANCING:	\$	0					
TOTAL PRJ COST:	\$	102,463					

PHASE: C = CONSTRUCTION, E = ENGINEERING, R = ROW, T = TRANSFER

* FUNDING NOT FIXED

STATEWIDE TRANSPORTATION IMPROVEMENT PROGRAM
TIP FY 2019-2022
TYLER METROPOLITAN PLANNING ORGANIZATION
FY 2020

DISTRICT	COUNTY	CSJ	HWY	PHASE	CITY	PROJECT SPONSOR	YOE COST
10 - TYLER	SMITH	0492-01-945	FM 14	C			\$ 487,744
LIMITS FROM FM 16 AT RED SPRINGS, S						REVISION DATE:	
LIMITS TO: MLK IN TYLER						MPO PROJ NUM:	
PROJECT SEAL COAT AND PAVEMENT MARKINGS PRELIMINARY FY 2020 DISTRICT WIDE PROGRAM						FUNDING CAT(S):	1
DESCR:						PROJECT HISTORY:	
REMARKS						P7:	

TOTAL PROJECT COST INFORMATION			AUTHORIZED FUNDING BY CATEGORY/SHARE				
		COST OF APPROVED PHASES:	FEDERAL	STATE	LOCAL	LC	TOTAL
PRELIM ENG:	\$ 23,899	\$ 487,744	1-PRVNT	\$ 390,195	\$ 97,549	\$ 0	\$ 487,744 *
ROW PURCHASE:	\$ 0		TOTAL:	\$ 390,195	\$ 97,549	\$ 0	\$ 487,744
CONST COST:	\$ 487,744						
CONST ENG:	\$ 12,389						
CONTING:	\$ 2,731						
IND COSTS:	\$ 0						
BND FINANCING:	\$ 0						
TOTAL PRJ COST:	\$ 535,152						

DISTRICT	COUNTY	CSJ	HWY	PHASE	CITY	PROJECT SPONSOR	YOE COST
10 - TYLER	SMITH	2075-02-945	SL 323	C			\$ 369,276
LIMITS FROM SH 155 IN TYLER, N						REVISION DATE:	
LIMITS TO: 0.3 MI S OF SH31/BELLWOOD						MPO PROJ NUM:	
PROJECT SEAL COAT AND PAVEMENT MARKINGS PRELIMINARY FY 2020 DISTRICT WIDE PROGRAM						FUNDING CAT(S):	1
DESCR:						PROJECT HISTORY:	
REMARKS						P7:	

TOTAL PROJECT COST INFORMATION			AUTHORIZED FUNDING BY CATEGORY/SHARE				
		COST OF APPROVED PHASES:	FEDERAL	STATE	LOCAL	LC	TOTAL
PRELIM ENG:	\$ 18,095	\$ 369,276	1-PRVNT	\$ 295,421	\$ 73,855	\$ 0	\$ 369,276 *
ROW PURCHASE:	\$ 0		TOTAL:	\$ 295,421	\$ 73,855	\$ 0	\$ 369,276
CONST COST:	\$ 369,276						
CONST ENG:	\$ 9,380						
CONTING:	\$ 2,068						
IND COSTS:	\$ 0						
BND FINANCING:	\$ 0						
TOTAL PRJ COST:	\$ 405,170						

DISTRICT	COUNTY	CSJ	HWY	PHASE	CITY	PROJECT SPONSOR	YOE COST
10 - TYLER	SMITH	0910-16-144	CS	C,E	TYLER		\$ 1,202,139
LIMITS FROM VARIOUS CITY STREETS						REVISION DATE:	07/2018
LIMITS TO: IN THE CITY OF TYLER						MPO PROJ NUM:	
PROJECT TYLER BIKE STRIPE STRIPE VARIOUS CITY STREETS FOR BICYCLE LANES						FUNDING CAT(S):	9,LC
DESCR:						PROJECT HISTORY:	
REMARKS						P7:	

TOTAL PROJECT COST INFORMATION			AUTHORIZED FUNDING BY CATEGORY/SHARE				
		COST OF APPROVED PHASES:	FEDERAL	STATE	LOCAL	LC	TOTAL
PRELIM ENG:	\$ 53,652	\$ 1,202,139	9-ENHANCMTS:	\$ 817,849	\$ 0	\$ 204,462	\$ 1,022,311
ROW PURCHASE:	\$ 0		LOCAL CONTR:	\$ 0	\$ 0	\$ 179,828	\$ 179,828 *
CONST COST:	\$ 1,094,944		TOTAL:	\$ 817,849	\$ 0	\$ 204,462	\$ 1,202,139
CONST ENG:	\$ 53,543						
CONTING:	\$ 12,373						
IND COSTS:	\$ 0						
BND FINANCING:	\$ 0						
TOTAL PRJ COST:	\$ 1,260,061						

PHASE: C = CONSTRUCTION, E = ENGINEERING, R = ROW, T = TRANSFER

* FUNDING NOT FIXED

TYLER METROPOLITAN PLANNING ORGANIZATION
FY 2020

DISTRICT	COUNTY	CSJ	HWY	PHASE	CITY	PROJECT SPONSOR	YOE COST
10 - TYLER	SMITH	0495-04-069	IH 20	C,E	LINDALE		\$ 17,812,330
LIMITS FROM 1 MI E OF TOLL 49 (HARVEY RD), E						REVISION DATE: 07/2018	
LIMITS TO: US 69 IN LINDALE						MPO PROJ NUM:	
PROJECT RAMP REVERSAL & ONE-WAY FRONTAGE ROADS						FUNDING CAT(S): 2U	
DESCR:						PROJECT HISTORY:	
REMARKS							
P7:							

TOTAL PROJECT COST INFORMATION			AUTHORIZED FUNDING BY CATEGORY/SHARE					
		COST OF APPROVED PHASES:	FEDERAL	STATE	LOCAL	LC	TOTAL	
PRELIM ENG:	\$ 794,976		\$ 17,812,330	2U-URBAN CRDR:	\$ 6,792,000	\$ 1,698,000	\$ 0	\$ 0
ROW PURCHASE:	\$ 166,000	TOTAL:		\$ 6,792,000	\$ 1,698,000	\$ 0	\$ 0	\$ 8,490,000
CONST COST:	\$ 16,224,000							
CONST ENG:	\$ 793,354							
CONTING:	\$ 183,331							
IND COSTS:	\$ 0							
BND FINANCING:	\$ 0							
TOTAL PRJ COST:	\$ 18,836,579							

DISTRICT	COUNTY	CSJ	HWY	PHASE	CITY	PROJECT SPONSOR	YOE COST
10 - TYLER	SMITH	0345-02-055	SH 110	E			\$ 5,488,446
LIMITS FROM .6 MI S OF FM346(HAGAN RD)IN WHTHSE						REVISION DATE:	
LIMITS TO: .9 MI N OF FM 346 (OAKWOOD)IN TROUP						MPO PROJ NUM:	
PROJECT WIDEN 2 LN ROAD TO 4 LN DIVIDED HWY W/DEPRESSED MEDIAN						FUNDING CAT(S): #Type!	
DESCR:						PROJECT HISTORY:	
REMARKS							
P7:							

TOTAL PROJECT COST INFORMATION			AUTHORIZED FUNDING BY CATEGORY/SHARE				
		COST OF APPROVED PHASES:	FEDERAL	STATE	LOCAL	LC	TOTAL
PRELIM ENG:	\$ 2,727,524		\$ 5,488,446	TOTAL:	\$ 0	\$ 0	\$ 0
ROW PURCHASE:	\$ 0						
CONST COST:	\$ 55,663,748						
CONST ENG:	\$ 2,760,922						
CONTING:	\$ 1,107,709						
IND COSTS:	\$ 0						
BND FINANCING:	\$ 0						
TOTAL PRJ COST:	\$ 64,341,727						

TYLER METROPOLITAN PLANNING ORGANIZATION
FY 2021

DISTRICT	COUNTY	CSJ	HWY	PHASE	CITY	PROJECT SPONSOR	YOE COST
10 - TYLER	SMITH	0190-06-012	US 69	C			\$ 1,428,873
LIMITS FROM SS 147 IN TYLER, S						REVISION DATE: 07/2018	
LIMITS TO: SH 64 (ERWIN ST.)						MPO PROJ NUM:	
PROJECT REPAIR AND RESURFACE ROADWAY						FUNDING CAT(S): 1	
DESCR:						PROJECT HISTORY:	
REMARKS							
P7:							

TOTAL PROJECT COST INFORMATION			AUTHORIZED FUNDING BY CATEGORY/SHARE				
		COST OF APPROVED PHASES:	FEDERAL	STATE	LOCAL	LC	TOTAL
PRELIM ENG:	\$ 70,015	\$ 1,428,873	1-PRVNT	\$ 1,143,099	\$ 285,775	\$ 0	\$ 1,428,873 *
ROW PURCHASE:	\$ 0		TOTAL:	\$ 1,143,099	\$ 285,775	\$ 0	\$ 1,428,873
CONST COST:	\$ 1,428,873						
CONST ENG:	\$ 64,014						
CONTING:	\$ 0						
IND COSTS:	\$ 0						
BND FINANCING:	\$ 0						
TOTAL PRJ COST:	\$ 1,619,771						

DISTRICT	COUNTY	CSJ	HWY	PHASE	CITY	PROJECT SPONSOR	YOE COST
10 - TYLER	SMITH	0522-04-032	FM 16	C,E	LINDALE		\$ 30,061,436
LIMITS FROM 4 MI W OF FM 849 (CR481-E), E						REVISION DATE: 07/2018	
LIMITS TO: US 69 IN LINDALE						MPO PROJ NUM:	
PROJECT WIDEN 2 LNS TO 4 LNS W/FLUSH MEDIAN,US69 TO TOLL 49 EXTN SN THEN CONSTRUCT						FUNDING CAT(S): 1,2U	
DESCR: CENTER TURN LANE FOR REST OF THE 2 LN SECTN						PROJECT HISTORY: GROUPED FOR PE ONLY IN THE 2017-2020 STIP FEB 2017 REV FOR DESCRIP CHANGE	
REMARKS 11-16 REVISION ADMIN UPDATE FOR DESCRIPTION CHANGE							
P7:							

TOTAL PROJECT COST INFORMATION			AUTHORIZED FUNDING BY CATEGORY/SHARE				
		COST OF APPROVED PHASES:	FEDERAL	STATE	LOCAL	LC	TOTAL
PRELIM ENG:	\$ 1,340,807	\$ 30,061,436	1-PRVNT	\$ 4,265,149	\$ 1,066,287	\$ 0	\$ 5,331,436 *
ROW PURCHASE:	\$ 0		2U-URBAN CRDR:	\$ 19,784,000	\$ 4,946,000	\$ 0	\$ 24,730,000
CONST COST:	\$ 27,363,405		TOTAL:	\$ 24,049,149	\$ 6,012,287	\$ 0	\$ 30,061,436
CONST ENG:	\$ 1,357,225						
CONTING:	\$ 544,532						
IND COSTS:	\$ 0						
BND FINANCING:	\$ 0						
TOTAL PRJ COST:	\$ 31,629,359						

DISTRICT	COUNTY	CSJ	HWY	PHASE	CITY	PROJECT SPONSOR	YOE COST
10 - TYLER	SMITH	0606-01-007	PR 16	C			\$ 1,008,109
LIMITS FROM PARK MAINT RD IN TYLER ST PARK, SW						REVISION DATE: 07/2018	
LIMITS TO: CEDAR POINT CAMPING AREA EXIT						MPO PROJ NUM:	
PROJECT CONSTRUCT ENTRANCE & PARKING THAT IS FURTHER BACK FROM FM 14 FOR NEW						FUNDING CAT(S): 10	
DESCR: HEADQUARTERS BUILDING						PROJECT HISTORY: PREVIOUSLY LISTED UNDER CSJ 0910-16-120	
REMARKS							
P7:							

TOTAL PROJECT COST INFORMATION			AUTHORIZED FUNDING BY CATEGORY/SHARE				
		COST OF APPROVED PHASES:	FEDERAL	STATE	LOCAL	LC	TOTAL
PRELIM ENG:	\$ 49,397	\$ 1,008,109	10-MISC:	\$ 0	\$ 1,008,109	\$ 0	\$ 1,008,109 *
ROW PURCHASE:	\$ 0		TOTAL:	\$ 0	\$ 1,008,109	\$ 0	\$ 1,008,109
CONST COST:	\$ 1,008,109						
CONST ENG:	\$ 49,297						
CONTING:	\$ 11,392						
IND COSTS:	\$ 0						
BND FINANCING:	\$ 0						
TOTAL PRJ COST:	\$ 1,160,132						

PHASE: C = CONSTRUCTION, E = ENGINEERING, R = ROW, T = TRANSFER

* FUNDING NOT FIXED

**STATEWIDE TRANSPORTATION IMPROVEMENT PROGRAM
TIP FY 2019-2022
TYLER METROPOLITAN PLANNING ORGANIZATION
FY 2021**

DISTRICT	COUNTY	CSJ	HWY	PHASE	CITY	PROJECT SPONSOR	YOE COST
10 - TYLER	SMITH	0191-03-083	FM 2493	C,E	OTHER		\$ 40,335,715
LIMITS FROM FM 346 IN FLINT, S						REVISION DATE: 07/2018	
LIMITS TO: 0.3 MI. S. OF FM 344 (CHEROKEE C/L)						MPO PROJ NUM: LM-D6-2	
PROJECT WIDEN FROM 2 LANES TO 4 LANES WITH FLUSH MEDIAN						FUNDING CAT(S): 1,2U	
DESCR:						PROJECT HISTORY: WIDEN FROM 2 LANES TO 4 LANES WITH FLUSH MEDIAN GROUPED FOR PE ONLY IN 2017-2020 STIP GROUPED FOR PE ONLY FOR THE MAY 2015 STIP REVISION	
REMARKS							
P7:							

TOTAL PROJECT COST INFORMATION			AUTHORIZED FUNDING BY CATEGORY/SHARE				
			FEDERAL	STATE	LOCAL	LC	TOTAL
PRELIM ENG:	\$ 1,799,062	COST OF APPROVED PHASES: \$ 40,335,715	1-PRVNT	\$ 6,156,572	\$ 1,539,143	\$ 0	\$ 7,695,715 *
ROW PURCHASE:	\$ 0		2U-URBAN CRDR:	\$ 26,112,000	\$ 6,528,000	\$ 0	\$ 32,640,000
CONST COST:	\$ 36,715,561		TOTAL:	\$ 32,268,572	\$ 8,067,143	\$ 0	\$ 40,335,715
CONST ENG:	\$ 1,821,092						
CONTING:	\$ 730,640						
IND COSTS:	\$ 0						
BND FINANCING:	\$ 0						
TOTAL PRJ COST:	\$ 42,439,517						

PHASE: C = CONSTRUCTION, E = ENGINEERING, R = ROW, T = TRANSFER

* FUNDING NOT FIXED

STATEWIDE TRANSPORTATION IMPROVEMENT PROGRAM
TIP FY 2019-2022
TYLER METROPOLITAN PLANNING ORGANIZATION
FY 2022

DISTRICT	COUNTY	CSJ	HWY	PHASE	CITY	PROJECT SPONSOR	YOE COST	
10 - TYLER	SMITH	0910-16-995	CS	C,E	TYLER		\$ 491,139	
LIMITS FROM WHITTLE ST AT WEST MUD CREEK TRIB						REVISION DATE:		
LIMITS TO: STRB05065001, 0.35 MI. SE. OF. FM. 2493						MPO PROJ NUM:		
PROJECT REPLACE BRIDGE AND APPROACHES						FUNDING CAT(S): 6		
DESCR:						PROJECT HISTORY:		
REMARKS								
P7:								
TOTAL PROJECT COST INFORMATION				AUTHORIZED FUNDING BY CATEGORY/SHARE				
PRELIM ENG:	\$ 21,420	COST OF APPROVED PHASES:						
ROW PURCHASE:	\$ 0		FEDERAL	STATE	LOCAL	LC	TOTAL	
CONST COST:	\$ 437,151		6-STRUCT RHB:	\$ 392,911	\$ 98,228	\$ 0	\$ 0	\$ 491,139 *
CONST ENG:	\$ 32,568		TOTAL:	\$ 392,911	\$ 98,228	\$ 0	\$ 0	\$ 491,139
CONTING:	\$ 0							
IND COSTS:	\$ 0							
BND FINANCING:	\$ 0							
TOTAL PRJ COST:	\$ 501,587							

DISTRICT	COUNTY	CSJ	HWY	PHASE	CITY	PROJECT SPONSOR	YOE COST	
10 - TYLER	SMITH	0910-16-996	CR	C,E			\$ 458,397	
LIMITS FROM CR 2110 AT KICKAPOO CREEK						REVISION DATE:		
LIMITS TO: STR#AA2110102, 1.10 MI. E. OF. SH. 135						MPO PROJ NUM:		
PROJECT REPLACE BRIDGE AND APPROACHES						FUNDING CAT(S): 6		
DESCR:						PROJECT HISTORY:		
REMARKS								
P7:								
TOTAL PROJECT COST INFORMATION				AUTHORIZED FUNDING BY CATEGORY/SHARE				
PRELIM ENG:	\$ 19,992	COST OF APPROVED PHASES:						
ROW PURCHASE:	\$ 0		FEDERAL	STATE	LOCAL	LC	TOTAL	
CONST COST:	\$ 408,008		6-STRUCT RHB:	\$ 366,717	\$ 91,679	\$ 0	\$ 0	\$ 458,397 *
CONST ENG:	\$ 30,397		TOTAL:	\$ 366,717	\$ 91,679	\$ 0	\$ 0	\$ 458,397
CONTING:	\$ 0							
IND COSTS:	\$ 0							
BND FINANCING:	\$ 0							
TOTAL PRJ COST:	\$ 468,148							

DISTRICT	COUNTY	CSJ	HWY	PHASE	CITY	PROJECT SPONSOR	YOE COST	
10 - TYLER	SMITH	0910-16-997	CR	C,E			\$ 458,397	
LIMITS FROM CR 289 AT PRAIRIE CREEK BR						REVISION DATE:		
LIMITS TO: STR#AA0289101, 0.85 MI. S. OF. SH. 64						MPO PROJ NUM:		
PROJECT REPLACE BRIDGE AND APPROACHES						FUNDING CAT(S): 6		
DESCR:						PROJECT HISTORY:		
REMARKS								
P7:								
TOTAL PROJECT COST INFORMATION				AUTHORIZED FUNDING BY CATEGORY/SHARE				
PRELIM ENG:	\$ 19,992	COST OF APPROVED PHASES:						
ROW PURCHASE:	\$ 0		FEDERAL	STATE	LOCAL	LC	TOTAL	
CONST COST:	\$ 408,008		6-STRUCT RHB:	\$ 366,717	\$ 91,679	\$ 0	\$ 0	\$ 458,397 *
CONST ENG:	\$ 30,397		TOTAL:	\$ 366,717	\$ 91,679	\$ 0	\$ 0	\$ 458,397
CONTING:	\$ 0							
IND COSTS:	\$ 0							
BND FINANCING:	\$ 0							
TOTAL PRJ COST:	\$ 468,148							

PHASE: C = CONSTRUCTION, E = ENGINEERING, R = ROW, T = TRANSFER

* FUNDING NOT FIXED

STATEWIDE TRANSPORTATION IMPROVEMENT PROGRAM
TIP FY 2019-2022
GROUPED PROJECTS
TYLER METROPOLITAN PLANNING ORGANIZATION
FY 2019

DISTRICT	COUNTY	CSJ	HWY	PHASE	CITY	PROJECT SPONSOR	YOE COST
10 - TYLER	SMITH	0345-01-062	SH 110	C			\$ 76,496
LIMITS FROM AT TOLL49						REVISION DATE: 07/2018	
LIMITS TO: 2.2 MI S OF FM2964(SHILOH) IN TYLER						MPO PROJ NUM:	
PROJECT IMPROVE & INTERCONNECT TRAFFIC SIGNALS						FUNDING CAT(S): 8	
DESCR:						PROJECT HISTORY: _GROUPED_TPP_LAM_3/2017	
REMARKS							
P7:							

TOTAL PROJECT COST INFORMATION			AUTHORIZED FUNDING BY CATEGORY/SHARE				
		COST OF APPROVED PHASES:	FEDERAL	STATE	LOCAL	LC	TOTAL
PRELIM ENG:	\$ 3,748		\$ 76,496	8-SAFETY:	\$ 68,847	\$ 7,650	\$ 0
ROW PURCHASE:	\$ 0	TOTAL:		\$ 68,847	\$ 7,650	\$ 0	\$ 76,496
CONST COST:	\$ 76,496						
CONST ENG:	\$ 3,419						
CONTING:	\$ 0						
IND COSTS:	\$ 0						
BND FINANCING:	\$ 0						
TOTAL PRJ COST:	\$ 86,043						

DISTRICT	COUNTY	CSJ	HWY	PHASE	CITY	PROJECT SPONSOR	YOE COST
10 - TYLER	SMITH	0345-01-063	SH 110	C	TYLER		\$ 131,962
LIMITS FROM AT GRANDE BLVD						REVISION DATE: 07/2018	
LIMITS TO: 1.5 MI S OF FM2964(SHILOH) IN TYLER						MPO PROJ NUM:	
PROJECT IMPROVE & INTERCONNECT TRAFFIC SIGNALS						FUNDING CAT(S): 8	
DESCR:						PROJECT HISTORY: _GROUPED_TPP_LAM_3/2017	
REMARKS							
P7:							

TOTAL PROJECT COST INFORMATION			AUTHORIZED FUNDING BY CATEGORY/SHARE				
		COST OF APPROVED PHASES:	FEDERAL	STATE	LOCAL	LC	TOTAL
PRELIM ENG:	\$ 6,466		\$ 131,962	8-SAFETY:	\$ 118,766	\$ 13,196	\$ 0
ROW PURCHASE:	\$ 0	TOTAL:		\$ 118,766	\$ 13,196	\$ 0	\$ 131,962
CONST COST:	\$ 131,962						
CONST ENG:	\$ 5,899						
CONTING:	\$ 0						
IND COSTS:	\$ 0						
BND FINANCING:	\$ 0						
TOTAL PRJ COST:	\$ 148,431						

DISTRICT	COUNTY	CSJ	HWY	PHASE	CITY	PROJECT SPONSOR	YOE COST
10 - TYLER	SMITH	0345-02-056	SH 110	C	TROUP		\$ 2,060
LIMITS FROM FM 1089 IN TROUP, S						REVISION DATE: 07/2018	
LIMITS TO: 0.1 MI S OF FM1089-CHEROKEE C/L, S						MPO PROJ NUM:	
PROJECT INSTALL PROFILE EDGELINE & CENTERLINE MARKINGS						FUNDING CAT(S): 8	
DESCR:						PROJECT HISTORY: _GROUPED_TPP_LAM_3/2017	
REMARKS							
P7:							

TOTAL PROJECT COST INFORMATION			AUTHORIZED FUNDING BY CATEGORY/SHARE				
		COST OF APPROVED PHASES:	FEDERAL	STATE	LOCAL	LC	TOTAL
PRELIM ENG:	\$ 101		\$ 2,060	8-SAFETY:	\$ 1,854	\$ 206	\$ 0
ROW PURCHASE:	\$ 0	TOTAL:		\$ 1,854	\$ 206	\$ 0	\$ 2,060
CONST COST:	\$ 2,060						
CONST ENG:	\$ 92						
CONTING:	\$ 0						
IND COSTS:	\$ 0						
BND FINANCING:	\$ 0						
TOTAL PRJ COST:	\$ 2,317						

PHASE: C = CONSTRUCTION, E = ENGINEERING, R = ROW, T = TRANSFER

* FUNDING NOT FIXED

**STATEWIDE TRANSPORTATION IMPROVEMENT PROGRAM
TIP FY 2019-2022
GROUPED PROJECTS
TYLER METROPOLITAN PLANNING ORGANIZATION
FY 2019**

DISTRICT	COUNTY	CSJ	HWY	PHASE	CITY	PROJECT SPONSOR	YOE COST
10 - TYLER	SMITH	0190-05-065	US 69	C			\$ 78,225
LIMITS FROM IH 20, S						REVISION DATE: 07/2018	
LIMITS TO: CR 471-JIM HOGG RD						MPO PROJ NUM:	
PROJECT INSTALL PROFILE EDGELINE MARKINGS						FUNDING CAT(S): 8	
DESCR:						PROJECT HISTORY: _GROUPED_TPP_LAM_3/2017	
REMARKS							
P7:							

TOTAL PROJECT COST INFORMATION			AUTHORIZED FUNDING BY CATEGORY/SHARE				
		COST OF APPROVED PHASES:	FEDERAL	STATE	LOCAL	LC	TOTAL
PRELIM ENG:	\$ 3,833	\$ 78,225	8-SAFETY:	\$ 70,402	\$ 7,822	\$ 0	\$ 78,225 *
ROW PURCHASE:	\$ 0		TOTAL:	\$ 70,402	\$ 7,822	\$ 0	\$ 78,225
CONST COST:	\$ 78,225						
CONST ENG:	\$ 3,497						
CONTING:	\$ 0						
IND COSTS:	\$ 0						
BND FINANCING:	\$ 0						
TOTAL PRJ COST:	\$ 87,987						

DISTRICT	COUNTY	CSJ	HWY	PHASE	CITY	PROJECT SPONSOR	YOE COST
10 - TYLER	SMITH	0245-05-050	SH 64	C			\$ 75,598
LIMITS FROM VAN ZANDT C/L, SE						REVISION DATE: 07/2018	
LIMITS TO: FM 2661						MPO PROJ NUM:	
PROJECT INSTALL PROFILE EDGELINE & CENTERLINE MARKINGS						FUNDING CAT(S): 8	
DESCR:						PROJECT HISTORY: _GROUPED_TPP_LAM_3/2017	
REMARKS							
P7:							

TOTAL PROJECT COST INFORMATION			AUTHORIZED FUNDING BY CATEGORY/SHARE				
		COST OF APPROVED PHASES:	FEDERAL	STATE	LOCAL	LC	TOTAL
PRELIM ENG:	\$ 3,704	\$ 75,598	8-SAFETY:	\$ 68,038	\$ 7,560	\$ 0	\$ 75,598 *
ROW PURCHASE:	\$ 0		TOTAL:	\$ 68,038	\$ 7,560	\$ 0	\$ 75,598
CONST COST:	\$ 75,598						
CONST ENG:	\$ 3,379						
CONTING:	\$ 0						
IND COSTS:	\$ 0						
BND FINANCING:	\$ 0						
TOTAL PRJ COST:	\$ 85,032						

DISTRICT	COUNTY	CSJ	HWY	PHASE	CITY	PROJECT SPONSOR	YOE COST
10 - TYLER	SMITH	0424-07-017	FM 2767	C			\$ 307,133
LIMITS FROM 0.239 MI E OF FM 850-CR386, E						REVISION DATE: 07/2018	
LIMITS TO: GREGG C/L						MPO PROJ NUM:	
PROJECT INSTALL PROFILE EDGELINE MARKINGS						FUNDING CAT(S): 8	
DESCR:						PROJECT HISTORY: _GROUPED_TPP_LAM_3/2017	
REMARKS							
P7:							

TOTAL PROJECT COST INFORMATION			AUTHORIZED FUNDING BY CATEGORY/SHARE				
		COST OF APPROVED PHASES:	FEDERAL	STATE	LOCAL	LC	TOTAL
PRELIM ENG:	\$ 15,049	\$ 307,133	8-SAFETY:	\$ 276,419	\$ 30,713	\$ 0	\$ 307,133 *
ROW PURCHASE:	\$ 0		TOTAL:	\$ 276,419	\$ 30,713	\$ 0	\$ 307,133
CONST COST:	\$ 307,133						
CONST ENG:	\$ 13,729						
CONTING:	\$ 0						
IND COSTS:	\$ 0						
BND FINANCING:	\$ 0						
TOTAL PRJ COST:	\$ 345,463						

PHASE: C = CONSTRUCTION, E = ENGINEERING, R = ROW, T = TRANSFER

* FUNDING NOT FIXED

STATEWIDE TRANSPORTATION IMPROVEMENT PROGRAM
TIP FY 2019-2022
GROUPED PROJECTS
TYLER METROPOLITAN PLANNING ORGANIZATION
FY 2019

DISTRICT	COUNTY	CSJ	HWY	PHASE	CITY	PROJECT SPONSOR	YOE COST
10 - TYLER	SMITH	0491-01-010	FM 15	C			\$ 297,460
LIMITS FROM .460MI E OF SH135,PRICE,IN TROUP,NE						REVISION DATE: 07/2018	
LIMITS TO: SH 64 AT WRIGHT CITY						MPO PROJ NUM:	
PROJECT INSTALL PROFILE EDGELINE & CENTERLINE MARKINGS						FUNDING CAT(S): 8	
DESCR:						PROJECT HISTORY: _GROUPED_TPP_LAM_3/2017	
REMARKS							
P7:							

TOTAL PROJECT COST INFORMATION			AUTHORIZED FUNDING BY CATEGORY/SHARE				
		COST OF APPROVED PHASES:	FEDERAL	STATE	LOCAL	LC	TOTAL
PRELIM ENG:	\$ 14,576						
ROW PURCHASE:	\$ 0		8-SAFETY: \$ 267,714	\$ 29,746	\$ 0	\$ 0	\$ 297,460 *
CONST COST:	\$ 297,460		TOTAL: \$ 267,714	\$ 29,746	\$ 0	\$ 0	\$ 297,460
CONST ENG:	\$ 13,296	\$ 297,460					
CONTING:	\$ 0						
IND COSTS:	\$ 0						
BND FINANCING:	\$ 0						
TOTAL PRJ COST:	\$ 334,583						

DISTRICT	COUNTY	CSJ	HWY	PHASE	CITY	PROJECT SPONSOR	YOE COST
10 - TYLER	SMITH	0889-04-077	FM 346	C			\$ 92,072
LIMITS FROM FM 2493 IN FLINT, E						REVISION DATE: 07/2018	
LIMITS TO: FM 756						MPO PROJ NUM:	
PROJECT INSTALL PROFILE EDGELINE MARKINGS						FUNDING CAT(S): 8	
DESCR:						PROJECT HISTORY: _GROUPED_TPP_LAM_3/2017	
REMARKS							
P7:							

TOTAL PROJECT COST INFORMATION			AUTHORIZED FUNDING BY CATEGORY/SHARE				
		COST OF APPROVED PHASES:	FEDERAL	STATE	LOCAL	LC	TOTAL
PRELIM ENG:	\$ 4,512						
ROW PURCHASE:	\$ 0		8-SAFETY: \$ 82,865	\$ 9,207	\$ 0	\$ 0	\$ 92,072 *
CONST COST:	\$ 92,072		TOTAL: \$ 82,865	\$ 9,207	\$ 0	\$ 0	\$ 92,072
CONST ENG:	\$ 4,116	\$ 92,072					
CONTING:	\$ 0						
IND COSTS:	\$ 0						
BND FINANCING:	\$ 0						
TOTAL PRJ COST:	\$ 103,563						

DISTRICT	COUNTY	CSJ	HWY	PHASE	CITY	PROJECT SPONSOR	YOE COST
10 - TYLER	SMITH	0889-05-010	FM 756	C			\$ 95,163
LIMITS FROM FM 346, S						REVISION DATE: 07/2018	
LIMITS TO: FM 344 AT WALNUT GROVE						MPO PROJ NUM:	
PROJECT INSTALL PROFILE EDGELINE & CENTERLINE MARKINGS						FUNDING CAT(S): 8	
DESCR:						PROJECT HISTORY: _GROUPED_TPP_LAM_3/2017	
REMARKS							
P7:							

TOTAL PROJECT COST INFORMATION			AUTHORIZED FUNDING BY CATEGORY/SHARE				
		COST OF APPROVED PHASES:	FEDERAL	STATE	LOCAL	LC	TOTAL
PRELIM ENG:	\$ 4,663						
ROW PURCHASE:	\$ 0		8-SAFETY: \$ 85,646	\$ 9,516	\$ 0	\$ 0	\$ 95,163 *
CONST COST:	\$ 95,163		TOTAL: \$ 85,646	\$ 9,516	\$ 0	\$ 0	\$ 95,163
CONST ENG:	\$ 4,254	\$ 95,163					
CONTING:	\$ 0						
IND COSTS:	\$ 0						
BND FINANCING:	\$ 0						
TOTAL PRJ COST:	\$ 107,039						

PHASE: C = CONSTRUCTION, E = ENGINEERING, R = ROW, T = TRANSFER

* FUNDING NOT FIXED

**STATEWIDE TRANSPORTATION IMPROVEMENT PROGRAM
TIP FY 2019-2022
GROUPED PROJECTS
TYLER METROPOLITAN PLANNING ORGANIZATION
FY 2019**

DISTRICT	COUNTY	CSJ	HWY	PHASE	CITY	PROJECT SPONSOR	YOE COST
10 - TYLER	SMITH	0910-16-039	CS	C,E	TYLER		\$ 396,673
LIMITS FROM N AZALEA DR AT W MUD CR TRIBUTARY						REVISION DATE: 07/2018	
LIMITS TO: IN TYLER,STR# B002-15-001						MPO PROJ NUM: SR-TTS-B00	
PROJECT REPLACE BRIDGE AND APPROACHES						FUNDING CAT(S): 6	
DESCR:						PROJECT HISTORY: REPLACE BRIDGE AND APPROACHES	
REMARKS							
P7:							

TOTAL PROJECT COST INFORMATION			AUTHORIZED FUNDING BY CATEGORY/SHARE				
		COST OF APPROVED PHASES:	FEDERAL	STATE	LOCAL	LC	TOTAL
PRELIM ENG:	\$ 17,300		\$ 396,673	6-STRUCT RHB:	\$ 317,339	\$ 79,335	\$ 0
ROW PURCHASE:	\$ 0	TOTAL:		\$ 317,339	\$ 79,335	\$ 0	\$ 396,673
CONST COST:	\$ 353,069						
CONST ENG:	\$ 26,304						
CONTING:	\$ 0						
IND COSTS:	\$ 0						
BND FINANCING:	\$ 0						
TOTAL PRJ COST:	\$ 405,112						

DISTRICT	COUNTY	CSJ	HWY	PHASE	CITY	PROJECT SPONSOR	YOE COST
10 - TYLER	SMITH	0910-16-040	CS	C,E	TYLER		\$ 396,673
LIMITS FROM CAMELLIA ST AT W MUD CR TRIBUTARY						REVISION DATE: 07/2018	
LIMITS TO: IN TYLER,STR# B007-90-001						MPO PROJ NUM: SR-TTS-B00	
PROJECT REPLACE BRIDGE & APPROACHES						FUNDING CAT(S): 6	
DESCR:						PROJECT HISTORY: REPLACE BRIDGE & APPROACHES	
REMARKS							
P7:							

TOTAL PROJECT COST INFORMATION			AUTHORIZED FUNDING BY CATEGORY/SHARE				
		COST OF APPROVED PHASES:	FEDERAL	STATE	LOCAL	LC	TOTAL
PRELIM ENG:	\$ 17,300		\$ 396,673	6-STRUCT RHB:	\$ 317,339	\$ 79,335	\$ 0
ROW PURCHASE:	\$ 0	TOTAL:		\$ 317,339	\$ 79,335	\$ 0	\$ 396,673
CONST COST:	\$ 353,069						
CONST ENG:	\$ 26,304						
CONTING:	\$ 0						
IND COSTS:	\$ 0						
BND FINANCING:	\$ 0						
TOTAL PRJ COST:	\$ 405,112						

DISTRICT	COUNTY	CSJ	HWY	PHASE	CITY	PROJECT SPONSOR	YOE COST
10 - TYLER	SMITH	0910-16-140	CR	C,E			\$ 465,729
LIMITS FROM CR 1113 AT BUTLER CREEK						REVISION DATE: 07/2018	
LIMITS TO: STR#AA1113104.3.2MI SW OF SH 155						MPO PROJ NUM:	
PROJECT REPLACE BRIDGE AND APPROACHES						FUNDING CAT(S): 6	
DESCR:						PROJECT HISTORY: GROUPED_TPP_LAM_3/2017 USE GROUPED NUMBER 500000950 FOR PE PHASE	
REMARKS							
P7:							

TOTAL PROJECT COST INFORMATION			AUTHORIZED FUNDING BY CATEGORY/SHARE				
		COST OF APPROVED PHASES:	FEDERAL	STATE	LOCAL	LC	TOTAL
PRELIM ENG:	\$ 20,312		\$ 465,729	6-STRUCT RHB:	\$ 372,583	\$ 93,146	\$ 0
ROW PURCHASE:	\$ 0	TOTAL:		\$ 372,583	\$ 93,146	\$ 0	\$ 465,729
CONST COST:	\$ 414,534						
CONST ENG:	\$ 30,883						
CONTING:	\$ 0						
IND COSTS:	\$ 0						
BND FINANCING:	\$ 0						
TOTAL PRJ COST:	\$ 475,636						

PHASE: C = CONSTRUCTION, E = ENGINEERING, R = ROW, T = TRANSFER

* FUNDING NOT FIXED

STATEWIDE TRANSPORTATION IMPROVEMENT PROGRAM
TIP FY 2019-2022
GROUPED PROJECTS
TYLER METROPOLITAN PLANNING ORGANIZATION
FY 2019

DISTRICT	COUNTY	CSJ	HWY	PHASE	CITY	PROJECT SPONSOR	YOE COST
10 - TYLER	SMITH	0910-16-141	CR	C,E			\$ 465,729
LIMITS FROM CR 2171 AT BLACKHAWK CREEK						REVISION DATE: 07/2018	
LIMITS TO: STR#AA2171101, .75 MI S OF FM346						MPO PROJ NUM:	
PROJECT REPLACE BRIDGE AND APPROACHES						FUNDING CAT(S): 6	
DESCR:						PROJECT HISTORY: 1 GROUPED _TPP_LAM_3/2017 USE GROUPED NUMBER 500000950	
REMARKS						FOR PE PHASE	
P7:							

TOTAL PROJECT COST INFORMATION			AUTHORIZED FUNDING BY CATEGORY/SHARE					
		COST OF APPROVED PHASES:	FEDERAL	STATE	LOCAL	LC	TOTAL	
PRELIM ENG:	\$ 20,312		\$ 465,729	6-STRUCT RHB:	\$ 372,583	\$ 93,146	\$ 0	\$ 0
ROW PURCHASE:	\$ 0	TOTAL:		\$ 372,583	\$ 93,146	\$ 0	\$ 0	\$ 465,729
CONST COST:	\$ 414,534							
CONST ENG:	\$ 30,883							
CONTING:	\$ 0							
IND COSTS:	\$ 0							
BND FINANCING:	\$ 0							
TOTAL PRJ COST:	\$ 475,636							

DISTRICT	COUNTY	CSJ	HWY	PHASE	CITY	PROJECT SPONSOR	YOE COST
10 - TYLER	SMITH	0927-01-029	FM 344	C			\$ 142,532
LIMITS FROM US 69 IN BULLARD, E						REVISION DATE: 07/2018	
LIMITS TO: SH 110						MPO PROJ NUM:	
PROJECT INSTALL PROFILE EDGELINE MARKINGS						FUNDING CAT(S): 8	
DESCR:						PROJECT HISTORY: _GROUPED _TPP_LAM_3/2017	
REMARKS							
P7:							

TOTAL PROJECT COST INFORMATION			AUTHORIZED FUNDING BY CATEGORY/SHARE					
		COST OF APPROVED PHASES:	FEDERAL	STATE	LOCAL	LC	TOTAL	
PRELIM ENG:	\$ 6,984		\$ 142,532	8-SAFETY:	\$ 128,279	\$ 14,253	\$ 0	\$ 0
ROW PURCHASE:	\$ 0	TOTAL:		\$ 128,279	\$ 14,253	\$ 0	\$ 0	\$ 142,532
CONST COST:	\$ 142,532							
CONST ENG:	\$ 6,371							
CONTING:	\$ 0							
IND COSTS:	\$ 0							
BND FINANCING:	\$ 0							
TOTAL PRJ COST:	\$ 160,320							

DISTRICT	COUNTY	CSJ	HWY	PHASE	CITY	PROJECT SPONSOR	YOE COST
10 - TYLER	SMITH	1151-01-013	FM 848	C			\$ 135,736
LIMITS FROM 1.79 MI S OF SS248 (OLD OMEN SE),S						REVISION DATE: 07/2018	
LIMITS TO: 0.756 MI N OF FM346-WHTHSE CITY LIM						MPO PROJ NUM:	
PROJECT INSTALL PROFILE EDGELINE & CENTERLINE MARKINGS						FUNDING CAT(S): 8	
DESCR:						PROJECT HISTORY: _GROUPED _TPP_LAM_3/2017	
REMARKS							
P7:							

TOTAL PROJECT COST INFORMATION			AUTHORIZED FUNDING BY CATEGORY/SHARE					
		COST OF APPROVED PHASES:	FEDERAL	STATE	LOCAL	LC	TOTAL	
PRELIM ENG:	\$ 6,651		\$ 135,736	8-SAFETY:	\$ 122,162	\$ 13,574	\$ 0	\$ 0
ROW PURCHASE:	\$ 0	TOTAL:		\$ 122,162	\$ 13,574	\$ 0	\$ 0	\$ 135,736
CONST COST:	\$ 135,736							
CONST ENG:	\$ 6,067							
CONTING:	\$ 0							
IND COSTS:	\$ 0							
BND FINANCING:	\$ 0							
TOTAL PRJ COST:	\$ 152,676							

PHASE: C = CONSTRUCTION, E = ENGINEERING, R = ROW, T = TRANSFER

* FUNDING NOT FIXED

STATEWIDE TRANSPORTATION IMPROVEMENT PROGRAM
TIP FY 2019-2022
GROUPED PROJECTS
TYLER METROPOLITAN PLANNING ORGANIZATION
FY 2019

DISTRICT	COUNTY	CSJ	HWY	PHASE	CITY	PROJECT SPONSOR	YOE COST
10 - TYLER	SMITH	1934-02-005	FM 2015	C			\$ 264,537
LIMITS FROM FM 16, S						REVISION DATE: 07/2018	
LIMITS TO: US 271						MPO PROJ NUM:	
PROJECT INSTALL PROFILE EDGELINE & CENTERLINE MARKINGS						FUNDING CAT(S): 8	
DESCR:						PROJECT HISTORY: _GROUPED _TPP_LAM_3/2017	
REMARKS							
P7:							

TOTAL PROJECT COST INFORMATION			AUTHORIZED FUNDING BY CATEGORY/SHARE				
		COST OF APPROVED PHASES:	FEDERAL	STATE	LOCAL	LC	TOTAL
PRELIM ENG:	\$ 12,962	\$ 264,537	8-SAFETY:	\$ 238,083	\$ 26,454	\$ 0	\$ 264,537 *
ROW PURCHASE:	\$ 0		TOTAL:	\$ 238,083	\$ 26,454	\$ 0	\$ 264,537
CONST COST:	\$ 264,537						
CONST ENG:	\$ 11,825						
CONTING:	\$ 0						
IND COSTS:	\$ 0						
BND FINANCING:	\$ 0						
TOTAL PRJ COST:	\$ 297,551						

DISTRICT	COUNTY	CSJ	HWY	PHASE	CITY	PROJECT SPONSOR	YOE COST
10 - TYLER	SMITH	0165-02-064	US 271	C			\$ 96,441
LIMITS FROM FM 16, SW						REVISION DATE: 07/2018	
LIMITS TO: FM 757						MPO PROJ NUM:	
PROJECT IMPR GUARDRAIL TO DESIGN STANDARDS						FUNDING CAT(S): 8	
DESCR:						PROJECT HISTORY: _GROUPED ELIGIBLE _TPP_LAM_3/2017	
REMARKS							
P7:							

TOTAL PROJECT COST INFORMATION			AUTHORIZED FUNDING BY CATEGORY/SHARE				
		COST OF APPROVED PHASES:	FEDERAL	STATE	LOCAL	LC	TOTAL
PRELIM ENG:	\$ 4,726	\$ 96,441	8-SAFETY:	\$ 86,797	\$ 9,644	\$ 0	\$ 96,441 *
ROW PURCHASE:	\$ 0		TOTAL:	\$ 86,797	\$ 9,644	\$ 0	\$ 96,441
CONST COST:	\$ 96,441						
CONST ENG:	\$ 4,311						
CONTING:	\$ 0						
IND COSTS:	\$ 0						
BND FINANCING:	\$ 0						
TOTAL PRJ COST:	\$ 108,477						

DISTRICT	COUNTY	CSJ	HWY	PHASE	CITY	PROJECT SPONSOR	YOE COST
10 - TYLER	SMITH	0889-04-078	FM 346	C			\$ 669,928
LIMITS FROM US 69						REVISION DATE: 07/2018	
LIMITS TO: FM 756						MPO PROJ NUM:	
PROJECT IMPROVE DRAINAGE, UPGRADE GUARD RAIL						FUNDING CAT(S): 8	
DESCR:						PROJECT HISTORY: _GROUPED _TPP_LAM_3/2017	
REMARKS							
P7:							

TOTAL PROJECT COST INFORMATION			AUTHORIZED FUNDING BY CATEGORY/SHARE				
		COST OF APPROVED PHASES:	FEDERAL	STATE	LOCAL	LC	TOTAL
PRELIM ENG:	\$ 32,827	\$ 669,928	8-SAFETY:	\$ 602,936	\$ 66,993	\$ 0	\$ 669,928 *
ROW PURCHASE:	\$ 0		TOTAL:	\$ 602,936	\$ 66,993	\$ 0	\$ 669,928
CONST COST:	\$ 669,928						
CONST ENG:	\$ 29,946						
CONTING:	\$ 0						
IND COSTS:	\$ 0						
BND FINANCING:	\$ 0						
TOTAL PRJ COST:	\$ 753,536						

PHASE: C = CONSTRUCTION, E = ENGINEERING, R = ROW, T = TRANSFER

* FUNDING NOT FIXED

STATEWIDE TRANSPORTATION IMPROVEMENT PROGRAM
TIP FY 2019-2022
GROUPED PROJECTS
TYLER METROPOLITAN PLANNING ORGANIZATION
FY 2019

DISTRICT	COUNTY	CSJ	HWY	PHASE	CITY	PROJECT SPONSOR	YOE COST
10 - TYLER	SMITH	0245-07-030	SH 64	C			\$ 113,271
LIMITS FROM SH 135, E						REVISION DATE: 07/2018	
LIMITS TO: RUSK C/L						MPO PROJ NUM:	
PROJECT: INSTALL PROFILE EDGELINE & CENTERLINE MARKINGS						FUNDING CAT(S): 8	
DESCR:							
REMARKS						PROJECT HISTORY:	
P7:							

TOTAL PROJECT COST INFORMATION			AUTHORIZED FUNDING BY CATEGORY/SHARE				
		COST OF APPROVED PHASES:	FEDERAL	STATE	LOCAL	LC	TOTAL
PRELIM ENG:	\$ 5,550	\$ 113,271	8-SAFETY:	\$ 113,271	\$ 0	\$ 0	\$ 113,271 *
ROW PURCHASE:	\$ 0		TOTAL:	\$ 113,271	\$ 0	\$ 0	\$ 113,271
CONST COST:	\$ 113,271						
CONST ENG:	\$ 5,063						
CONTING:	\$ 0						
IND COSTS:	\$ 0						
BND FINANCING:	\$ 0						
TOTAL PRJ COST:	\$ 127,407						

DISTRICT	COUNTY	CSJ	HWY	PHASE	CITY	PROJECT SPONSOR	YOE COST
10 - TYLER	SMITH	0165-01-105	US 271	C			\$ 54,102
LIMITS FROM @ FM 2908						REVISION DATE: 07/2018	
LIMITS TO:						MPO PROJ NUM:	
PROJECT: INSTALL SAFETY LIGHTING AT INTERSECTION						FUNDING CAT(S): 8	
DESCR:							
REMARKS						PROJECT HISTORY:	
P7:							

TOTAL PROJECT COST INFORMATION			AUTHORIZED FUNDING BY CATEGORY/SHARE				
		COST OF APPROVED PHASES:	FEDERAL	STATE	LOCAL	LC	TOTAL
PRELIM ENG:	\$ 2,651	\$ 54,102	8-SAFETY:	\$ 54,102	\$ 0	\$ 0	\$ 54,102 *
ROW PURCHASE:	\$ 0		TOTAL:	\$ 54,102	\$ 0	\$ 0	\$ 54,102
CONST COST:	\$ 54,102						
CONST ENG:	\$ 2,418						
CONTING:	\$ 0						
IND COSTS:	\$ 0						
BND FINANCING:	\$ 0						
TOTAL PRJ COST:	\$ 60,854						

DISTRICT	COUNTY	CSJ	HWY	PHASE	CITY	PROJECT SPONSOR	YOE COST
10 - TYLER	SMITH	0191-03-085	FM 2493	C			\$ 33,684
LIMITS FROM AT BLUE MOUNTAIN BLVD						REVISION DATE: 07/2018	
LIMITS TO: 1.2 MI N OF TOLL 49 IN TYLER						MPO PROJ NUM:	
PROJECT: INSTALL SAFETY LIGHTING						FUNDING CAT(S): 8	
DESCR:							
REMARKS						PROJECT HISTORY: _GROUPED_TPP_LAM_3/2017	
P7:							

TOTAL PROJECT COST INFORMATION			AUTHORIZED FUNDING BY CATEGORY/SHARE				
		COST OF APPROVED PHASES:	FEDERAL	STATE	LOCAL	LC	TOTAL
PRELIM ENG:	\$ 1,651	\$ 33,684	8-SAFETY:	\$ 30,316	\$ 3,368	\$ 0	\$ 33,684 *
ROW PURCHASE:	\$ 0		TOTAL:	\$ 30,316	\$ 3,368	\$ 0	\$ 33,684
CONST COST:	\$ 33,684						
CONST ENG:	\$ 1,506						
CONTING:	\$ 0						
IND COSTS:	\$ 0						
BND FINANCING:	\$ 0						
TOTAL PRJ COST:	\$ 37,888						

PHASE: C = CONSTRUCTION, E = ENGINEERING, R = ROW, T = TRANSFER

* FUNDING NOT FIXED

STATEWIDE TRANSPORTATION IMPROVEMENT PROGRAM
TIP FY 2019-2022
GROUPED PROJECTS
TYLER METROPOLITAN PLANNING ORGANIZATION
FY 2019

DISTRICT	COUNTY	CSJ	HWY	PHASE	CITY	PROJECT SPONSOR	YOE COST
10 - TYLER	SMITH	0191-03-086	FM 2493	C			\$ 33,684
LIMITS FROM AT HOLLYWEST DR IN TYLER						REVISION DATE: 07/2018	
LIMITS TO: 0.6 MI S OF SH 57 (GRANDE)						MPO PROJ NUM:	
PROJECT INSTALL SAFETY LIGHTING						FUNDING CAT(S): 8	
DESCR:						PROJECT HISTORY: _GROUPED_TPP_LAM_3/2017	
REMARKS							
P7:							

TOTAL PROJECT COST INFORMATION			AUTHORIZED FUNDING BY CATEGORY/SHARE				
		COST OF APPROVED PHASES:	FEDERAL	STATE	LOCAL	LC	TOTAL
PRELIM ENG:	\$ 1,651	\$ 33,684	8-SAFETY:	\$ 30,316	\$ 3,368	\$ 0	\$ 33,684 *
ROW PURCHASE:	\$ 0		TOTAL:	\$ 30,316	\$ 3,368	\$ 0	\$ 33,684
CONST COST:	\$ 33,684						
CONST ENG:	\$ 1,506						
CONTING:	\$ 0						
IND COSTS:	\$ 0						
BND FINANCING:	\$ 0						
TOTAL PRJ COST:	\$ 37,888						

DISTRICT	COUNTY	CSJ	HWY	PHASE	CITY	PROJECT SPONSOR	YOE COST
10 - TYLER	SMITH	0424-01-056	SH 31	C			\$ 69,248
LIMITS FROM 0.1 MI W OF FM 850 (N), E						REVISION DATE: 07/2018	
LIMITS TO: 0.1 MI E OF FM 850(S)						MPO PROJ NUM:	
PROJECT INSTALL SAFETY LIGHTING						FUNDING CAT(S): 8	
DESCR:						PROJECT HISTORY: _GROUPED_TPP_LAM_3/2017	
REMARKS							
P7:							

TOTAL PROJECT COST INFORMATION			AUTHORIZED FUNDING BY CATEGORY/SHARE				
		COST OF APPROVED PHASES:	FEDERAL	STATE	LOCAL	LC	TOTAL
PRELIM ENG:	\$ 3,393	\$ 69,248	8-SAFETY:	\$ 62,323	\$ 6,925	\$ 0	\$ 69,248 *
ROW PURCHASE:	\$ 0		TOTAL:	\$ 62,323	\$ 6,925	\$ 0	\$ 69,248
CONST COST:	\$ 69,248						
CONST ENG:	\$ 3,095						
CONTING:	\$ 0						
IND COSTS:	\$ 0						
BND FINANCING:	\$ 0						
TOTAL PRJ COST:	\$ 77,890						

DISTRICT	COUNTY	CSJ	HWY	PHASE	CITY	PROJECT SPONSOR	YOE COST
10 - TYLER	SMITH	1934-02-007	FM 2015	C			\$ 21,945
LIMITS FROM @ CR313/SAND FLAT						REVISION DATE: 07/2018	
LIMITS TO: 1.3 MI N OF IH 20 N RAMP						MPO PROJ NUM:	
PROJECT INSTALL SAFETY LIGHTING AT INTERSECTION						FUNDING CAT(S): 8	
DESCR:						PROJECT HISTORY:	
REMARKS							
P7:							

TOTAL PROJECT COST INFORMATION			AUTHORIZED FUNDING BY CATEGORY/SHARE				
		COST OF APPROVED PHASES:	FEDERAL	STATE	LOCAL	LC	TOTAL
PRELIM ENG:	\$ 1,075	\$ 21,945	8-SAFETY:	\$ 21,945	\$ 0	\$ 0	\$ 21,945 *
ROW PURCHASE:	\$ 0		TOTAL:	\$ 21,945	\$ 0	\$ 0	\$ 21,945
CONST COST:	\$ 21,945						
CONST ENG:	\$ 981						
CONTING:	\$ 0						
IND COSTS:	\$ 0						
BND FINANCING:	\$ 0						
TOTAL PRJ COST:	\$ 24,684						

PHASE: C = CONSTRUCTION, E = ENGINEERING, R = ROW, T = TRANSFER

* FUNDING NOT FIXED

**STATEWIDE TRANSPORTATION IMPROVEMENT PROGRAM
TIP FY 2019-2022
GROUPED PROJECTS
TYLER METROPOLITAN PLANNING ORGANIZATION
FY 2019**

DISTRICT	COUNTY	CSJ	HWY	PHASE	CITY	PROJECT SPONSOR	YOE COST
10 - TYLER	SMITH	0889-04-079	FM 346	C			\$ 238,270
LIMITS FROM 0.587 MI E OF US69, E						REVISION DATE: 07/2018	
LIMITS TO: 1.293 MI E OF US69						MPO PROJ NUM:	
PROJECT INSTALL FLASHING CHEVRONS ON CURVE						FUNDING CAT(S): 8	
DESCR:				PROJECT HISTORY:			
REMARKS							
P7:							

TOTAL PROJECT COST INFORMATION			AUTHORIZED FUNDING BY CATEGORY/SHARE					
		COST OF APPROVED PHASES:	FEDERAL	STATE	LOCAL	LC	TOTAL	
PRELIM ENG:	\$ 11,675	\$ 238,270	8-SAFETY:	\$ 238,270	\$ 0	\$ 0	\$ 0	\$ 238,270 *
ROW PURCHASE:	\$ 0		TOTAL:	\$ 238,270	\$ 0	\$ 0	\$ 0	\$ 238,270
CONST COST:	\$ 238,270							
CONST ENG:	\$ 10,651							
CONTING:	\$ 0							
IND COSTS:	\$ 0							
BND FINANCING:	\$ 0							
TOTAL PRJ COST:	\$ 268,006							

DISTRICT	COUNTY	CSJ	HWY	PHASE	CITY	PROJECT SPONSOR	YOE COST
10 - TYLER	SMITH	1151-01-014	FM 848	C	WHITEHOUSE		\$ 103,689
LIMITS FROM 1.103 MI N OF FM346, S						REVISION DATE: 07/2018	
LIMITS TO: 0.583 MI N OF FM 346 IN WHITEHOUSE						MPO PROJ NUM:	
PROJECT INSTALL FLASHING CHEVRONS ON CURVE						FUNDING CAT(S): 8	
DESCR:				PROJECT HISTORY:			
REMARKS							
P7:							

TOTAL PROJECT COST INFORMATION			AUTHORIZED FUNDING BY CATEGORY/SHARE					
		COST OF APPROVED PHASES:	FEDERAL	STATE	LOCAL	LC	TOTAL	
PRELIM ENG:	\$ 5,081	\$ 103,689	8-SAFETY:	\$ 103,689	\$ 0	\$ 0	\$ 0	\$ 103,689 *
ROW PURCHASE:	\$ 0		TOTAL:	\$ 103,689	\$ 0	\$ 0	\$ 0	\$ 103,689
CONST COST:	\$ 103,689							
CONST ENG:	\$ 4,635							
CONTING:	\$ 0							
IND COSTS:	\$ 0							
BND FINANCING:	\$ 0							
TOTAL PRJ COST:	\$ 116,629							

DISTRICT	COUNTY	CSJ	HWY	PHASE	CITY	PROJECT SPONSOR	YOE COST
10 - TYLER	SMITH	3021-01-009	FM 2964	E			\$ 3,243,772
LIMITS FROM SH 110, IN TYLER, S						REVISION DATE: 07/2018	
LIMITS TO: FM 346						MPO PROJ NUM:	
PROJECT WIDEN RHONES QUARTER RD FROM 2 LANES TO 4 LANES						FUNDING CAT(S): #Type!	
DESCR:				PROJECT HISTORY:			
REMARKS							
P7:							

TOTAL PROJECT COST INFORMATION			AUTHORIZED FUNDING BY CATEGORY/SHARE					
		COST OF APPROVED PHASES:	FEDERAL	STATE	LOCAL	LC	TOTAL	
PRELIM ENG:	\$ 1,612,016	\$ 3,243,772	TOTAL:	\$ 0	\$ 0	\$ 0	\$ 0	
ROW PURCHASE:	\$ 0							
CONST COST:	\$ 32,898,294							
CONST ENG:	\$ 1,631,755							
CONTING:	\$ 654,676							
IND COSTS:	\$ 0							
BND FINANCING:	\$ 0							
TOTAL PRJ COST:	\$ 38,027,139							

PHASE: C = CONSTRUCTION, E = ENGINEERING, R = ROW, T = TRANSFER

* FUNDING NOT FIXED

**STATEWIDE TRANSPORTATION IMPROVEMENT PROGRAM
TIP FY 2019-2022
GROUPED PROJECTS
TYLER METROPOLITAN PLANNING ORGANIZATION
FY 2020**

DISTRICT	COUNTY	CSJ	HWY	PHASE	CITY	PROJECT SPONSOR	YOE COST
10 - TYLER	SMITH	0378-03-017	SH 135	C			\$ 6,781,244
LIMITS FROM 1.2 MI SW OF SH 64 IN ARP, SW						REVISION DATE: 07/2018	
LIMITS TO: FM 15 IN TROUP						MPO PROJ NUM:	
PROJECT WIDEN RDWY FOR PASSING LANES/SUPER2 & RESURFACE						FUNDING CAT(S): 1	
DESCR:					PROJECT HISTORY:		
REMARKS							
P7:							

TOTAL PROJECT COST INFORMATION			AUTHORIZED FUNDING BY CATEGORY/SHARE					
		COST OF APPROVED PHASES:	FEDERAL	STATE	LOCAL	LC	TOTAL	
PRELIM ENG:	\$ 332,281		\$ 6,781,244	1-PRVNT	\$ 5,424,995	\$ 1,356,249	\$ 0	\$ 0
ROW PURCHASE:	\$ 0	TOTAL:		\$ 5,424,995	\$ 1,356,249	\$ 0	\$ 0	\$ 6,781,244
CONST COST:	\$ 6,781,244							
CONST ENG:	\$ 331,603							
CONTING:	\$ 76,628							
IND COSTS:	\$ 0							
BND FINANCING:	\$ 0							
TOTAL PRJ COST:	\$ 7,803,855							

DISTRICT	COUNTY	CSJ	HWY	PHASE	CITY	PROJECT SPONSOR	YOE COST
10 - TYLER	SMITH	0164-04-159	SH 31	C			\$ 228,210
LIMITS FROM @ TOLL 49						REVISION DATE: 07/2018	
LIMITS TO:						MPO PROJ NUM:	
PROJECT IMPROVE & INTERCONNECT SIGNALS, INSTALL ADVANCE WARNING SIGNALS ON EXISTING						FUNDING CAT(S): 8	
DESCR: INTERSECTION WARNING SIGNS					PROJECT HISTORY:		
REMARKS							
P7:							

TOTAL PROJECT COST INFORMATION			AUTHORIZED FUNDING BY CATEGORY/SHARE					
		COST OF APPROVED PHASES:	FEDERAL	STATE	LOCAL	LC	TOTAL	
PRELIM ENG:	\$ 11,182		\$ 228,210	8-SAFETY:	\$ 205,389	\$ 22,821	\$ 0	\$ 0
ROW PURCHASE:	\$ 0	TOTAL:		\$ 205,389	\$ 22,821	\$ 0	\$ 0	\$ 228,210
CONST COST:	\$ 228,210							
CONST ENG:	\$ 11,159							
CONTING:	\$ 2,579							
IND COSTS:	\$ 0							
BND FINANCING:	\$ 0							
TOTAL PRJ COST:	\$ 262,624							

DISTRICT	COUNTY	CSJ	HWY	PHASE	CITY	PROJECT SPONSOR	YOE COST
10 - TYLER	SMITH	0190-05-067	US 69	C	TYLER		\$ 145,280
LIMITS FROM @ ANN CAMPBELL/CR492						REVISION DATE: 07/2018	
LIMITS TO: 0.45 MI N OF FM 3271						MPO PROJ NUM:	
PROJECT IMPROVE & INTERCONNECT SIGNALS, INSTALL ADVANCE WARNING SIGNALS ON EXISTING						FUNDING CAT(S): 8	
DESCR: INTERSECTION WARNING SIGNS					PROJECT HISTORY:		
REMARKS							
P7:							

TOTAL PROJECT COST INFORMATION			AUTHORIZED FUNDING BY CATEGORY/SHARE					
		COST OF APPROVED PHASES:	FEDERAL	STATE	LOCAL	LC	TOTAL	
PRELIM ENG:	\$ 7,119		\$ 145,280	8-SAFETY:	\$ 130,752	\$ 14,528	\$ 0	\$ 0
ROW PURCHASE:	\$ 0	TOTAL:		\$ 130,752	\$ 14,528	\$ 0	\$ 0	\$ 145,280
CONST COST:	\$ 145,280							
CONST ENG:	\$ 7,104							
CONTING:	\$ 1,642							
IND COSTS:	\$ 0							
BND FINANCING:	\$ 0							
TOTAL PRJ COST:	\$ 167,189							

PHASE: C = CONSTRUCTION, E = ENGINEERING, R = ROW, T = TRANSFER

* FUNDING NOT FIXED

STATEWIDE TRANSPORTATION IMPROVEMENT PROGRAM
TIP FY 2019-2022
GROUPED PROJECTS
TYLER METROPOLITAN PLANNING ORGANIZATION
FY 2020

DISTRICT	COUNTY	CSJ	HWY	PHASE	CITY	PROJECT SPONSOR	YOE COST
10 - TYLER	SMITH	0495-04-074	IH 20	C	LINDALE		\$ 116,211
LIMITS FROM @ US 69						REVISION DATE: 07/2018	
LIMITS TO: IN LINDALE						MPO PROJ NUM:	
PROJECT IMPROVE & INTERCONNECT SIGNALS						FUNDING CAT(S): 8	
DESCR:						PROJECT HISTORY:	
REMARKS							
P7:							

TOTAL PROJECT COST INFORMATION			AUTHORIZED FUNDING BY CATEGORY/SHARE				
		COST OF APPROVED PHASES:	FEDERAL	STATE	LOCAL	LC	TOTAL
PRELIM ENG:	\$ 5,694	\$ 116,211	8-SAFETY:	\$ 104,590	\$ 11,621	\$ 0	\$ 116,211 *
ROW PURCHASE:	\$ 0		TOTAL:	\$ 104,590	\$ 11,621	\$ 0	\$ 116,211
CONST COST:	\$ 116,211						
CONST ENG:	\$ 5,683						
CONTING:	\$ 1,313						
IND COSTS:	\$ 0						
BND FINANCING:	\$ 0						
TOTAL PRJ COST:	\$ 133,735						

DISTRICT	COUNTY	CSJ	HWY	PHASE	CITY	PROJECT SPONSOR	YOE COST
10 - TYLER	SMITH	0492-05-030	FM 346	C			\$ 506,286
LIMITS FROM CR2134/DUDLEY RD., SE OF WHTHSE, SE						REVISION DATE: 07/2018	
LIMITS TO: CR2142, 2.6 MI N. OF SH 110						MPO PROJ NUM:	
PROJECT IMPROVE GUARD RAIL & DRAINAGE CULVERTS FOR SAFETY						FUNDING CAT(S): 8	
DESCR:						PROJECT HISTORY:	
REMARKS							
P7:							

TOTAL PROJECT COST INFORMATION			AUTHORIZED FUNDING BY CATEGORY/SHARE				
		COST OF APPROVED PHASES:	FEDERAL	STATE	LOCAL	LC	TOTAL
PRELIM ENG:	\$ 24,808	\$ 506,286	8-SAFETY:	\$ 455,658	\$ 50,629	\$ 0	\$ 506,286 *
ROW PURCHASE:	\$ 0		TOTAL:	\$ 455,658	\$ 50,629	\$ 0	\$ 506,286
CONST COST:	\$ 506,286						
CONST ENG:	\$ 22,631						
CONTING:	\$ 0						
IND COSTS:	\$ 0						
BND FINANCING:	\$ 0						
TOTAL PRJ COST:	\$ 569,471						

DISTRICT	COUNTY	CSJ	HWY	PHASE	CITY	PROJECT SPONSOR	YOE COST
10 - TYLER	SMITH	1163-01-025	FM 850	C			\$ 1,074,223
LIMITS FROM FM3226, SE						REVISION DATE: 07/2018	
LIMITS TO: RUSK C/L						MPO PROJ NUM:	
PROJECT IMPROVE GUARD RAIL & DRAINAGE CULVERTS FOR SAFETY						FUNDING CAT(S): 8	
DESCR:						PROJECT HISTORY:	
REMARKS							
P7:							

TOTAL PROJECT COST INFORMATION			AUTHORIZED FUNDING BY CATEGORY/SHARE				
		COST OF APPROVED PHASES:	FEDERAL	STATE	LOCAL	LC	TOTAL
PRELIM ENG:	\$ 52,637	\$ 1,074,223	8-SAFETY:	\$ 966,800	\$ 107,422	\$ 0	\$ 1,074,223 *
ROW PURCHASE:	\$ 0		TOTAL:	\$ 966,800	\$ 107,422	\$ 0	\$ 1,074,223
CONST COST:	\$ 1,074,223						
CONST ENG:	\$ 48,018						
CONTING:	\$ 0						
IND COSTS:	\$ 0						
BND FINANCING:	\$ 0						
TOTAL PRJ COST:	\$ 1,208,286						

PHASE: C = CONSTRUCTION, E = ENGINEERING, R = ROW, T = TRANSFER

* FUNDING NOT FIXED

STATEWIDE TRANSPORTATION IMPROVEMENT PROGRAM
TIP FY 2019-2022
GROUPED PROJECTS
TYLER METROPOLITAN PLANNING ORGANIZATION
FY 2020

DISTRICT	COUNTY	CSJ	HWY	PHASE	CITY	PROJECT SPONSOR	YOE COST
10 - TYLER	SMITH	0424-01-055	SH 31	C			\$ 121,682
LIMITS FROM FM 850(E), E						REVISION DATE: 07/2018	
LIMITS TO: FM 757						MPO PROJ NUM:	
PROJECT INSTALL PROFILE EDGELINE MARKINGS						FUNDING CAT(S): 8	
DESCR:						PROJECT HISTORY: _GROUPED_TPP_LAM_4/2017	
REMARKS							
P7:							

TOTAL PROJECT COST INFORMATION			AUTHORIZED FUNDING BY CATEGORY/SHARE				
		COST OF APPROVED PHASES:	FEDERAL	STATE	LOCAL	LC	TOTAL
PRELIM ENG:	\$ 5,962	\$ 121,682	8-SAFETY:	\$ 109,514	\$ 12,168	\$ 0	\$ 121,682 *
ROW PURCHASE:	\$ 0		TOTAL:	\$ 109,514	\$ 12,168	\$ 0	\$ 121,682
CONST COST:	\$ 121,682						
CONST ENG:	\$ 5,439						
CONTING:	\$ 0						
IND COSTS:	\$ 0						
BND FINANCING:	\$ 0						
TOTAL PRJ COST:	\$ 136,868						

DISTRICT	COUNTY	CSJ	HWY	PHASE	CITY	PROJECT SPONSOR	YOE COST
10 - TYLER	SMITH	0522-05-016	FM 16	C			\$ 442,774
LIMITS FROM SH 155(N) IN WINONA, E						REVISION DATE: 07/2018	
LIMITS TO: US 271						MPO PROJ NUM:	
PROJECT INSTALL PROFILE EDGELINE & CENTERLINE MARKINGS						FUNDING CAT(S): 8	
DESCR:						PROJECT HISTORY: _GROUPED_TPP_LAM_4/2017	
REMARKS							
P7:							

TOTAL PROJECT COST INFORMATION			AUTHORIZED FUNDING BY CATEGORY/SHARE				
		COST OF APPROVED PHASES:	FEDERAL	STATE	LOCAL	LC	TOTAL
PRELIM ENG:	\$ 21,696	\$ 442,774	8-SAFETY:	\$ 398,497	\$ 44,277	\$ 0	\$ 442,774 *
ROW PURCHASE:	\$ 0		TOTAL:	\$ 398,497	\$ 44,277	\$ 0	\$ 442,774
CONST COST:	\$ 442,774						
CONST ENG:	\$ 19,792						
CONTING:	\$ 0						
IND COSTS:	\$ 0						
BND FINANCING:	\$ 0						
TOTAL PRJ COST:	\$ 498,032						

DISTRICT	COUNTY	CSJ	HWY	PHASE	CITY	PROJECT SPONSOR	YOE COST
10 - TYLER	SMITH	1163-01-024	FM 850	C			\$ 471,498
LIMITS FROM SH 31, SE						REVISION DATE: 07/2018	
LIMITS TO: 0.959 MI NW OF FM 3053, OVRTN CL						MPO PROJ NUM:	
PROJECT INSTALL PROFILE EDGELINE & CENTERLINE MARKINGS						FUNDING CAT(S): 8	
DESCR:						PROJECT HISTORY: _GROUPED_TPP_LAM_4/2017	
REMARKS							
P7:							

TOTAL PROJECT COST INFORMATION			AUTHORIZED FUNDING BY CATEGORY/SHARE				
		COST OF APPROVED PHASES:	FEDERAL	STATE	LOCAL	LC	TOTAL
PRELIM ENG:	\$ 23,103	\$ 471,498	8-SAFETY:	\$ 424,348	\$ 47,150	\$ 0	\$ 471,498 *
ROW PURCHASE:	\$ 0		TOTAL:	\$ 424,348	\$ 47,150	\$ 0	\$ 471,498
CONST COST:	\$ 471,498						
CONST ENG:	\$ 21,076						
CONTING:	\$ 0						
IND COSTS:	\$ 0						
BND FINANCING:	\$ 0						
TOTAL PRJ COST:	\$ 530,341						

PHASE: C = CONSTRUCTION, E = ENGINEERING, R = ROW, T = TRANSFER

* FUNDING NOT FIXED

**STATEWIDE TRANSPORTATION IMPROVEMENT PROGRAM
TIP FY 2019-2022
GROUPED PROJECTS
TYLER METROPOLITAN PLANNING ORGANIZATION
FY 2020**

DISTRICT	COUNTY	CSJ	HWY	PHASE	CITY	PROJECT SPONSOR	YOE COST
10 - TYLER	SMITH	0424-07-018	FM 2767	C			\$ 1,799,927
LIMITS FROM 0.239 MI E OF FM 850-CR386, E						REVISION DATE: 07/2018	
LIMITS TO: FM 757						MPO PROJ NUM:	
PROJECT IMPROVE DRAINAGE, UPGRADE GUARD RAIL						FUNDING CAT(S): 8	
DESCR:						PROJECT HISTORY: _GROUPED_TPP_LAM_4/2017	
REMARKS							
P7:							

TOTAL PROJECT COST INFORMATION			AUTHORIZED FUNDING BY CATEGORY/SHARE				
		COST OF APPROVED PHASES:	FEDERAL	STATE	LOCAL	LC	TOTAL
PRELIM ENG:	\$ 88,196		\$ 1,799,927	8-SAFETY:	\$ 1,619,935	\$ 179,993	\$ 0
ROW PURCHASE:	\$ 0	TOTAL:		\$ 1,619,935	\$ 179,993	\$ 0	\$ 1,799,927
CONST COST:	\$ 1,799,927						
CONST ENG:	\$ 80,457						
CONTING:	\$ 0						
IND COSTS:	\$ 0						
BND FINANCING:	\$ 0						
TOTAL PRJ COST:	\$ 2,024,558						

DISTRICT	COUNTY	CSJ	HWY	PHASE	CITY	PROJECT SPONSOR	YOE COST
10 - TYLER	SMITH	0522-05-017	FM 16	C			\$ 1,254,953
LIMITS FROM SH 155(N) IN WINONA, E						REVISION DATE: 07/2018	
LIMITS TO: US 271						MPO PROJ NUM:	
PROJECT IMPROVE DRAINAGE, UPGRADE GUARD RAIL						FUNDING CAT(S): 8	
DESCR:						PROJECT HISTORY: _GROUPED_TPP_LAM_4/2017	
REMARKS							
P7:							

TOTAL PROJECT COST INFORMATION			AUTHORIZED FUNDING BY CATEGORY/SHARE				
		COST OF APPROVED PHASES:	FEDERAL	STATE	LOCAL	LC	TOTAL
PRELIM ENG:	\$ 61,493		\$ 1,254,953	8-SAFETY:	\$ 1,129,458	\$ 125,495	\$ 0
ROW PURCHASE:	\$ 0	TOTAL:		\$ 1,129,458	\$ 125,495	\$ 0	\$ 1,254,953
CONST COST:	\$ 1,254,953						
CONST ENG:	\$ 56,096						
CONTING:	\$ 0						
IND COSTS:	\$ 0						
BND FINANCING:	\$ 0						
TOTAL PRJ COST:	\$ 1,411,572						

PHASE: C = CONSTRUCTION, E = ENGINEERING, R = ROW, T = TRANSFER

* FUNDING NOT FIXED

**STATEWIDE TRANSPORTATION IMPROVEMENT PROGRAM
TIP FY 2019-2022
GROUPED PROJECTS
TYLER METROPOLITAN PLANNING ORGANIZATION
FY 2021**

DISTRICT	COUNTY	CSJ	HWY	PHASE	CITY	PROJECT SPONSOR	YOE COST
10 - TYLER	SMITH	0165-02-065	US 271	C			\$ 10,342,844
LIMITS FROM FM 16, SW						REVISION DATE: 07/2018	
LIMITS TO: IH 20						MPO PROJ NUM:	
PROJECT REHABILITATE ROADWAY						FUNDING CAT(S): 1	
DESCR:						PROJECT HISTORY:	
REMARKS							
P7:							

TOTAL PROJECT COST INFORMATION			AUTHORIZED FUNDING BY CATEGORY/SHARE					
		COST OF APPROVED PHASES:	FEDERAL	STATE	LOCAL	LC	TOTAL	
PRELIM ENG:	\$ 506,799		\$ 10,342,844	1-PRVNT	\$ 8,274,275	\$ 2,068,569	\$ 0	\$ 0
ROW PURCHASE:	\$ 0	TOTAL:		\$ 8,274,275	\$ 2,068,569	\$ 0	\$ 0	\$ 10,342,844
CONST COST:	\$ 10,342,844							
CONST ENG:	\$ 506,799							
CONTING:	\$ 5,171							
IND COSTS:	\$ 0							
BND FINANCING:	\$ 0							
TOTAL PRJ COST:	\$ 11,829,111							

DISTRICT	COUNTY	CSJ	HWY	PHASE	CITY	PROJECT SPONSOR	YOE COST
10 - TYLER	SMITH	0245-06-082	US 69	C			\$ 329,740
LIMITS FROM SH 64 (ERWIN ST) IN TYLER, S						REVISION DATE: 07/2018	
LIMITS TO: SH 31 (FRONT ST)						MPO PROJ NUM:	
PROJECT REPAIR AND RESURFACE ROADWAY						FUNDING CAT(S): 1	
DESCR:						PROJECT HISTORY:	
REMARKS							
P7:							

TOTAL PROJECT COST INFORMATION			AUTHORIZED FUNDING BY CATEGORY/SHARE					
		COST OF APPROVED PHASES:	FEDERAL	STATE	LOCAL	LC	TOTAL	
PRELIM ENG:	\$ 16,157		\$ 329,740	1-PRVNT	\$ 263,792	\$ 65,948	\$ 0	\$ 0
ROW PURCHASE:	\$ 0	TOTAL:		\$ 263,792	\$ 65,948	\$ 0	\$ 0	\$ 329,740
CONST COST:	\$ 329,740							
CONST ENG:	\$ 14,772							
CONTING:	\$ 0							
IND COSTS:	\$ 0							
BND FINANCING:	\$ 0							
TOTAL PRJ COST:	\$ 373,793							

DISTRICT	COUNTY	CSJ	HWY	PHASE	CITY	PROJECT SPONSOR	YOE COST
10 - TYLER	SMITH	0492-01-044	FM 14	C			\$ 747,411
LIMITS FROM WOOD C/L AT SABINE RIVER, S						REVISION DATE: 07/2018	
LIMITS TO: FM 2015						MPO PROJ NUM:	
PROJECT REPAIR AND RESURFACE ROADWAY						FUNDING CAT(S): 1	
DESCR:						PROJECT HISTORY:	
REMARKS							
P7:							

TOTAL PROJECT COST INFORMATION			AUTHORIZED FUNDING BY CATEGORY/SHARE					
		COST OF APPROVED PHASES:	FEDERAL	STATE	LOCAL	LC	TOTAL	
PRELIM ENG:	\$ 36,623		\$ 747,411	1-PRVNT	\$ 597,928	\$ 149,482	\$ 0	\$ 0
ROW PURCHASE:	\$ 0	TOTAL:		\$ 597,928	\$ 149,482	\$ 0	\$ 0	\$ 747,411
CONST COST:	\$ 747,411							
CONST ENG:	\$ 33,484							
CONTING:	\$ 0							
IND COSTS:	\$ 0							
BND FINANCING:	\$ 0							
TOTAL PRJ COST:	\$ 847,265							

PHASE: C = CONSTRUCTION, E = ENGINEERING, R = ROW, T = TRANSFER

* FUNDING NOT FIXED

**STATEWIDE TRANSPORTATION IMPROVEMENT PROGRAM
TIP FY 2019-2022
GROUPED PROJECTS
TYLER METROPOLITAN PLANNING ORGANIZATION
FY 2021**

DISTRICT	COUNTY	CSJ	HWY	PHASE	CITY	PROJECT SPONSOR	YOE COST
10 - TYLER	SMITH	0495-05-055	IH 20	C			\$ 2,526,443
LIMITS FROM CR431/JIM HOGG, 1 MI E OF US69, E						REVISION DATE: 07/2018	
LIMITS TO: FM 3311						MPO PROJ NUM:	
PROJECT IMPROVE GUARD RAIL TO STANDARDS						FUNDING CAT(S): 8	
DESCR:						PROJECT HISTORY:	
REMARKS							
P7:							

TOTAL PROJECT COST INFORMATION			AUTHORIZED FUNDING BY CATEGORY/SHARE				
		COST OF APPROVED PHASES:	FEDERAL	STATE	LOCAL	LC	TOTAL
PRELIM ENG:	\$ 123,796	\$ 2,526,443	8-SAFETY:	\$ 2,273,799	\$ 252,644	\$ 0	\$ 2,526,443 *
ROW PURCHASE:	\$ 0		TOTAL:	\$ 2,273,799	\$ 252,644	\$ 0	\$ 2,526,443
CONST COST:	\$ 2,526,443						
CONST ENG:	\$ 112,932						
CONTING:	\$ 0						
IND COSTS:	\$ 0						
BND FINANCING:	\$ 0						
TOTAL PRJ COST:	\$ 2,841,743						

DISTRICT	COUNTY	CSJ	HWY	PHASE	CITY	PROJECT SPONSOR	YOE COST
10 - TYLER	SMITH	0495-04-070	IH 20	C			\$ 6,927,811
LIMITS FROM 0.2MI E OF FM849, E						REVISION DATE: 07/2018	
LIMITS TO: 0.8MI W. OF US69 LINDALE						MPO PROJ NUM:	
PROJECT PLANE AND RESURFACE ROADWAY						FUNDING CAT(S): 1	
DESCR:						PROJECT HISTORY:	
REMARKS							
P7:							

TOTAL PROJECT COST INFORMATION			AUTHORIZED FUNDING BY CATEGORY/SHARE				
		COST OF APPROVED PHASES:	FEDERAL	STATE	LOCAL	LC	TOTAL
PRELIM ENG:	\$ 339,463	\$ 6,927,811	1-PRVNT	\$ 6,235,030	\$ 692,781	\$ 0	\$ 6,927,811 *
ROW PURCHASE:	\$ 0		TOTAL:	\$ 6,235,030	\$ 692,781	\$ 0	\$ 6,927,811
CONST COST:	\$ 6,927,811						
CONST ENG:	\$ 241,088						
CONTING:	\$ 121,237						
IND COSTS:	\$ 0						
BND FINANCING:	\$ 0						
TOTAL PRJ COST:	\$ 7,847,132						

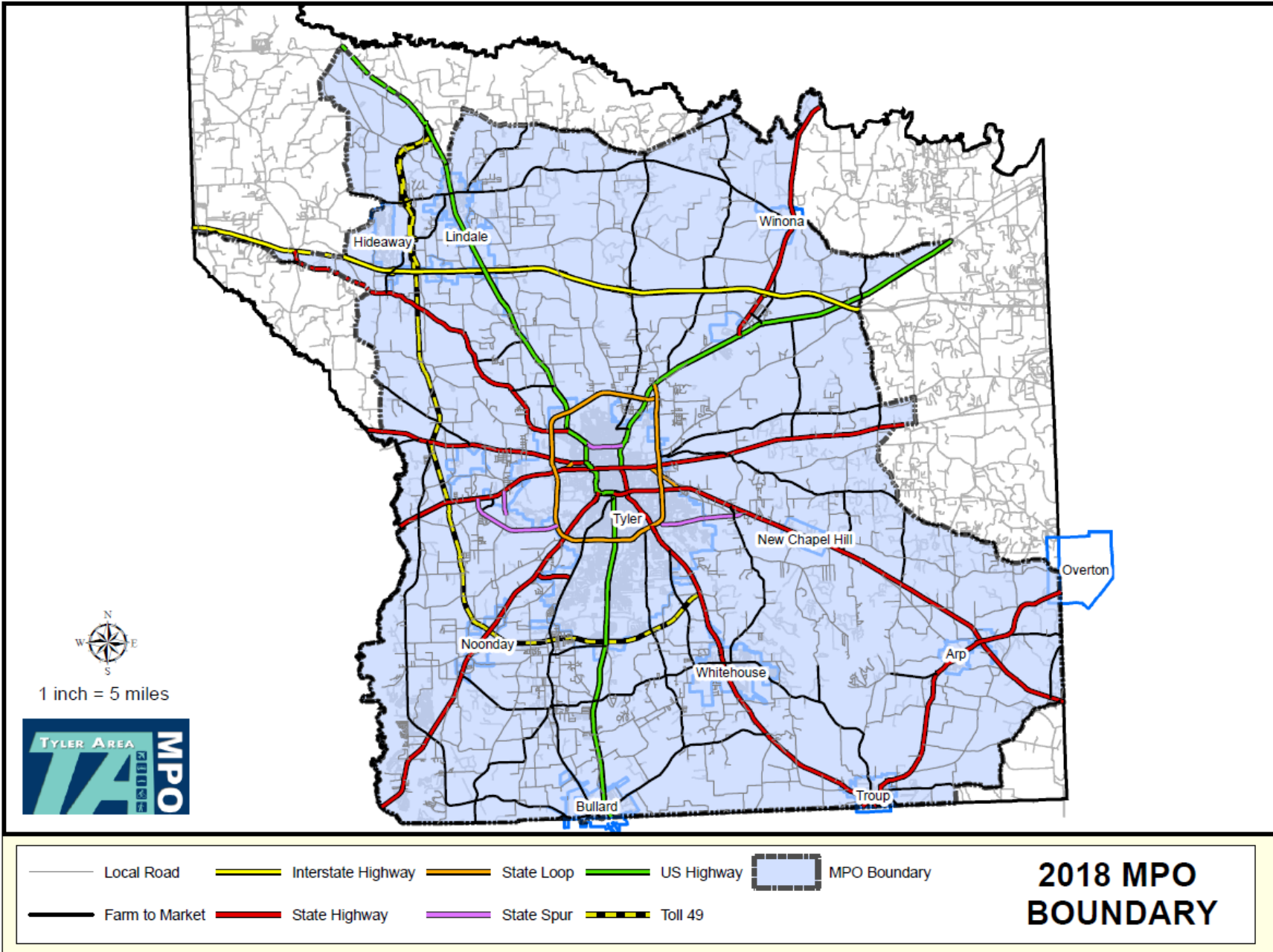
DISTRICT	COUNTY	CSJ	HWY	PHASE	CITY	PROJECT SPONSOR	YOE COST
10 - TYLER	SMITH	0165-02-066	US 271	C			\$ 2,329,986
LIMITS FROM GREGG C/L						REVISION DATE: 07/2018	
LIMITS TO: FM 757						MPO PROJ NUM:	
PROJECT IMPROVE GUARD RAIL & DRAINAGE CULVERTS FOR SAFETY						FUNDING CAT(S): 8	
DESCR:						PROJECT HISTORY:	
REMARKS							
P7:							

TOTAL PROJECT COST INFORMATION			AUTHORIZED FUNDING BY CATEGORY/SHARE				
		COST OF APPROVED PHASES:	FEDERAL	STATE	LOCAL	LC	TOTAL
PRELIM ENG:	\$ 114,169	\$ 2,329,986	8-SAFETY:	\$ 2,096,988	\$ 232,999	\$ 0	\$ 2,329,986 *
ROW PURCHASE:	\$ 0		TOTAL:	\$ 2,096,988	\$ 232,999	\$ 0	\$ 2,329,986
CONST COST:	\$ 2,329,986						
CONST ENG:	\$ 104,150						
CONTING:	\$ 0						
IND COSTS:	\$ 0						
BND FINANCING:	\$ 0						
TOTAL PRJ COST:	\$ 2,620,769						

PHASE: C = CONSTRUCTION, E = ENGINEERING, R = ROW, T = TRANSFER

* FUNDING NOT FIXED

APPENDIX B



Appendix C

Projects Undergoing Environmental Assessment

This Appendix contains projects that are scheduled for implementation beyond the four years of the Transportation Improvement Program time frame, and it in no way implies that these projects are programmed in the Transportation Improvement Program. Cost estimates are preliminary and do not represent any commitment of construction funding. Consistency with the Metropolitan Transportation Plan will be verified as alternatives are examined in studies or environmental clearance efforts. Projects listed in Appendix C will include, at a minimum, Control Section Job Number, county, Texas Department of Transportation district, sponsoring entity, street name, project limits, project description, estimated let date and preliminary project cost.

The purpose of Appendix C is to identify projects that are undergoing preliminary engineering and environmental analysis consistent with early project development. The Federal Highway Administration allows these projects to be referenced in the current Transportation Improvement Program in order to facilitate the feasibility and preliminary engineering and environmental analysis phases.